

LPG

Equipment
Catalogue



SERVICING THE NEEDS OF THE LPG INDUSTRY



SERVICING THE NEEDS OF THE LPG INDUSTRY

CEM INTERNATIONAL PTY LTD

Head Office

63 – 65 Maffra Street
Coolaroo VIC 3048
Tel: +61 3 9309 4822
Fax: +61 3 9309 0069
Email: cem@cem-int.com.au
Web: www.cem-int.com.au

Queensland Office

Unit A5,
10 Compton Road
Underwood QLD 4119
Tel: +61 7 3208 2788
Fax: +61 7 3208 7626
Web: www.cem-int.com.au

TABLE OF CONTENTS

FIRST STAGE REGULATORS	2	PVC HOSES	40-41
COMPACT FIRST STAGE REGULATORS	3	BRASS FITTINGS AND TAPS	42-48
COMPACT SECOND STAGE REGULATORS	4	DECANTING GUNS	49-50
SECOND STAGE REGULATORS	5	DECANTING GUN ADAPTORS	51
INTEGRAL TWO STAGE REGULATORS	6-7	UNIVERSAL THERMOCOUPLES - KIT	51
MARSHALL EXCELSIOR INTEGRAL TWO STAGE HIGH CAPACITY REGULATORS	8-10	MISCELLANEOUS	52
MARSHALL EXCELSIOR INTEGRAL TWO STAGE REGULATORS	11-13	CYLINDER VALVES	53, 56-58
CHENG FONG INTEGRAL TWO STAGE REGULATORS	14	QUICK CONNECT COUPLINGS AND VALVES	54
AUTOMATIC CHANGEOVER REGULATORS	15-16	CYLINDER EQUIPMENT	55, 78
AUTOMATIC CHANGEOVER MANIFOLDS	17	REFRIGERANT VALVES	59
REGULATOR BRACKETS	18	CYLINDER ACCESSORIES	60-61
REGULATOR ACCESSORIES – TAPS AND FITTINGS	19-20	FORKLIFT CYLINDER VALVES	62-64
ACCESSORIES - VALVES	21	FORKLIFT AND AUTOMOTIVE RELIEF VALVES	65
HIGH PRESSURE REGULATORS	22-23	CYLINDER VALVE ACCESSORIES	66
PRESSURE GAUGES AND TEST EQUIPMENT	24	PLUGS AND CAPS	67
REGULATOR RELIEF VALVES	25	GAUGE ACCESSORIES	68
HIGH PRESSURE OPSO REGULATORS NATURAL GAS AND LPG	26	CYLINDER FILLING ACCESSORIES	69
OPSO REGULATORS NATURAL GAS AND LPG	27	COUPLINGS AND ADAPTORS	70, 72
LOW PRESSURE SERVICE GAS GOVERNORS	28	TANK ACCESSORIES	71, 77
GAS FILTERS AND STRAINERS	29	BULK TANK EQUIPMENT	73-75
GAS METERS	30	MISCELLANEOUS EQUIPMENT - TANK	76
EMERGENCY GAS SHUT OFF	31	CYLINDER EQUIPMENT	78
RECREATIONAL REGULATORS	32	KRUG PUMPS	79
BAYONET SOCKETS	33	FLEXIBLE HOSE	80-83
CYLINDER MANIFOLDS	34-35	ROCHESTER GAUGES	84
COPPER PIGTAILS	36	SQUIBB TAYLOR GAUGES	85
FLEXIBLE PIGTAILS “F” CLASS	37-38	CONVERSION UNITS	86-87
STAINLESS STEEL BRAIDED FLEXIBLE GAS CONNECTORS	39	INDEX / NOTES	88-89

FIRST STAGE REGULATORS

FISHER



Fisher first stage high-pressure regulator with high-capacity relief. Use as first stage regulator in two stage residential systems. Supports medium and high-capacity loads as shown.

Inlet pressure at 30 PSI with 20% droop.

Mounting bracket not included

PART NO.	CAPACITY Mj	INLET CONNECTION	OUTLET CONNECTION	OUTLET PRESSURE RANGE	OUTLET PRESSURE SETTING	CARTON LOTS
FI-R622H-BGJ	2100	1/2" FNPT	1/2" FNPT	8 – 12 PSI	10 PSI	10
FI-R622H-DGJ	2400	3/4" FNPT	3/4" FNPT	8 – 12 PSI	10 PSI	
FI-R622H-HGJ	2100	FPOL	1/2" FNPT	8 – 12 PSI	10 PSI	
FI-R622H-JGJ	2250	FPOL	3/4" FNPT	8 – 12 PSI	10 PSI	

REGO



First stage regulators offer accurate regulation in two stage bulk tank systems reducing pressure to an intermediate pressure of 5 to 10 PSIG.

Can be used to supply high pressure to burners for applications such as industrial furnaces or boilers.

Mounting bracket not included

PART NO.	CAPACITY Mj	INLET CONNECTION	OUTLET CONNECTION	OUTLET PRESSURE RANGE	OUTLET PRESSURE SETTING	CARTON LOTS
RE-LV3403TR	1500 Mj	1/4" FNPT	1/2" FNPT	Non-Adjustable	10 PSI	10
RE-LV4403TR9	2500 Mj	FPOL	1/2" FNPT	5-10PSI	10 PSI	
RE-LV4403TR96	2500 Mj	FPOL	3/4" FNPT	5-10PSI	10 PSI	

All regulators on this page meet over pressure protection requirements when used with second stage regulators that have high capacity relief.

COMPACT FIRST STAGE REGULATORS

FISHER



Fisher first stage high-pressure regulator with high-capacity relief.

Use as first Stage regulator in two stage residential systems. Supports medium and high-capacity loads as shown.

Inlet pressure at 30 PSI with 20% droop.

Mounting bracket not included

PART NO.	CAPACITY Mj	INLET CONNECTION	OUTLET CONNECTION	OUTLET PRESSURE RANGE	OUTLET PRESSURE SETTING	CARTON LOTS
FI-R122H-AAJ	1100 Mj	1/4" FNPT	1/2" FNPT	Non-Adjustable	10 PSIG	10

This regulator meets over pressure protection requirements when used with second stage regulators that have high capacity relief.

MARSHALL EXCELSIOR



Marshall Excelsior first stage high-pressure regulator with high-capacity relief.

Use as first stage regulator in two stage residential systems. Supports medium and high-capacity loads as shown.

Inlet pressure at 30 PSI with 20% droop.

Mounting bracket not included

PART NO.	CAPACITY Mj	INLET CONNECTION	OUTLET CONNECTION	OUTLET PRESSURE RANGE	OUTLET PRESSURE SETTING	CARTON LOTS
ME-GR-1122HAAJ	1000 MJ	¼ FNPT	½ FNPT	8 -12 PSI	10 PSI	10

COMPACT SECOND STAGE REGULATORS

FISHER



Fisher second stage low pressure regulator with high-capacity relief.

Use as second stage regulator in two stage residential systems. Supports medium and high-capacity loads as shown.

Mounting bracket not included

PART NO.	CAPACITY Mj	INLET CONNECTION	OUTLET CONNECTION	OUTLET PRESSURE RANGE	OUTLET PRESSURE SETTING	CARTON LOTS
FI-R222-BAF	650 Mj	1/2" FNPT	1/2" FNPT	9.5 – 13" WC	11" WC	10

This regulator meets over pressure protection requirements with 70kpa max applied to inlet.

MARSHALL EXCELSIOR



Marshall Excelsior second stage low pressure regulator with high-capacity relief.

Use as second stage regulator in two stage residential systems. Supports medium and high-capacity loads as shown.

Mounting bracket not included

PART NO.	CAPACITY Mj	INLET CONNECTION	OUTLET CONNECTION	OUTLET PRESSURE RANGE	OUTLET PRESSURE SETTING	CARTON LOTS
ME-GR-1222-BAF	500 MJ	½ FNPT	½ FNPT	9.5-13" WC	11" WC	10

SECOND STAGE REGULATORS

FISHER



Fisher second stage low pressure regulator with high-capacity relief.

Use as second stage regulator in two stage residential systems. Supports medium and high-capacity loads as shown.

Mounting bracket not included

PART NO.	CAPACITY Mj	INLET CONNECTION	OUTLET CONNECTION	OUTLET PRESSURE RANGE	OUTLET PRESSURE SETTING	CARTON LOTS
FI-R622-BCF	875	1/2" FNPT	1/2" FNPT	9 – 13" WC	11" WC	10
FI-R622-CFF	1400	1/2" FNPT	3/4" FNPT	9 – 13" WC	11" WC	
FI-R622-DFE	1400	3/4" FNPT	3/4" FNPT	9 – 13" WC	11" WC	
FI-HSRL-BFC	2300	3/4" FNPT	3/4" FNPT	9 – 13" WC	11" WC	

REGO



Second stage regulators designed to reduce first stage pressure of 5 – 20 PSI down to burner pressure, normally 11" wc. Ideal for medium commercial installations, multiple cylinder installations and normal domestic loads.

Mounting bracket not included

PART NO.	CAPACITY Mj	INLET CONNECTION	OUTLET CONNECTION	OUTLET PRESSURE RANGE	OUTLET PRESSURE SETTING	CARTON LOTS
RE-LV4403B4	935 Mj	1/2" FNPT	1/2" FNPT	9 – 13" WC	11" WC	10
RE-LV4403B66	935 Mj	3/4" FNPT	3/4" FNPT	9 – 13" WC	11" WC	
RE-LV5503B4	1600 Mj	1/2" FNPT	3/4" FNPT	9 – 13" WC	11" WC	
RE-LV5503B6	1600 Mj	3/4" FNPT	3/4" FNPT	9 – 13" WC	11" WC	
RE-LV5503B8	2300 Mj	3/4" FNPT	1" FNPT	9 – 13" WC	11" WC	

All regulators on this page meet over pressure protection requirements with 70kpa max applied to inlet.

INTEGRAL TWO STAGE REGULATORS

FISHER



Integral two stage regulators combine a first and second stage regulator into one compact unit. Recommended for installations where piping distance is short, integral two stage regulators provide all the advantages of two-stage regulation. Fisher integral two stage regulators are color coded grey for easy identification.

Mounting bracket not included

PART NO.	CAPACITY Mj	INLET CONNECTION	OUTLET CONNECTION	OUTLET PRESSURE RANGE	OUTLET PRESSURE SETTING	CARTON LOTS
FI-R632A-BCF	850 Mj	1/4" FNPT	1/2" FNPT	9 – 13" WC	11" WC	10
FI-R632A-HCF	850 Mj	FPOL	1/2" FNPT	9 – 13" WC	11" WC	
FI-R632A-CFF	950 Mj	1/4" FNPT	3/4" FNPT	9 – 13" WC	11" WC	
FI-R632A-JFF	850 Mj	FPOL	3/4" FNPT	9 – 13" WC	11" WC	

FISHER



The Fisher R232A series integral two stage regulators are designed for installation with medium loads up to 550 Mj. The regulators are improved versions based on customer feedback and have exhaustively tested to meet the demand of LP Gas regulation.

The product family not only passes Fisher test specifications for operation at -40°C, but was also successfully flow tested at -40°C after exposure to hexane, simulating a system with significant propane contamination.

PART NO.	CAPACITY Mj	INLET CONNECTION	OUTLET CONNECTION	OUTLET PRESSURE RANGE	OUTLET PRESSURE SETTING	CARTON LOTS
FI-R232A-BBF	550 Mj	1/4" FNPT	1/2" FNPT	10.2 – 13" WC	11" WC	10
FI-R232A-BBFMC	550 Mj	1/4" INV. FLARE	1/2" FNPT	10.2 – 13" WC	11" WC	
FI-R232A-BBFSB	550 Mj	POL	1/2" FNPT	10.2 – 13" WC	11" WC	
FI-R232A-BBFT	550 Mj	1/4" INV. FLARE	1/2" FNPT	10.2 – 13" WC	11" WC	
FI-R232A-BBFP	550 Mj	POL	1/2" FNPT	10.2 – 13" WC	11" WC	

MARSHALL EXCELSIOR



Marshall Excelsior series integral two stage regulators designed for medium loads up to 450 Mj.

The regulators offer optimal relief performance that exceeds UL test requirements providing over pressure protection of no more than 14 kPa downstream pressure.

PART NO.	CAPACITY Mj	INLET CONNECTION	OUTLET CONNECTION	OUTLET PRESSURE RANGE	OUTLET PRESSURE SETTING	CARTON LOTS
ME-GR-1232-BBF COMPACT SERIES	450 MJ	¼ FNPT	½ FNPT	9.5 -13" WC	11" WC	10

All regulators on this page meet over pressure protection requirements.

INTEGRAL TWO STAGE REGULATORS

REGO



RE-LV404B34

Domestic integral two stage bare regulator with high-capacity relief at capacities shown.

Mounting bracket not included

RE-LV404B34SSM

Domestic integral two stage manual change over regulator outfit with high-capacity relief at capacities shown. (Copper pigtails and mounting bracket inc.)

PART NO.	CAPACITY Mj	INLET CONNECTION	OUTLET CONNECTION	OUTLET PRESSURE RANGE	OUTLET PRESSURE SETTING	CARTON LOTS
RE-LV404B34 RE-LV404B34SSM	450 Mj 450 Mj	1/4" FNPT 1/4" INV. FLARE	1/2" FNPT 1/2" FNPT	9 – 13" WC 9 – 13" WC	11" WC 11" WC	10



RE-LV404B4

Domestic integral two stage bare regulator with high-capacity relief at capacities shown.

Mounting bracket not included

RE-LV404B4SSM

Domestic integral two stage manual change over regulator outfit with high-capacity relief at capacities shown. (Copper pigtails and mounting bracket inc.)

PART NO.	CAPACITY Mj	INLET CONNECTION	OUTLET CONNECTION	OUTLET PRESSURE RANGE	OUTLET PRESSURE SETTING	CARTON LOTS
RE-LV404B4 RE-LV404B4SSM	525 Mj 525 Mj	1/4" FNPT 1/4" INV. FLARE	1/2" FNPT 1/2" FNPT	9 – 13" WC 9 – 13" WC	11" WC 11" WC	10

All regulators on this page meet over pressure protection requirements.

MARSHALL EXCELSIOR INTEGRAL TWO STAGE HIGH CAPACITY REGULATORS

MANUAL CHANGE OVER REGULATOR



Marshall Excelsior integral two stage high-capacity manual change-over regulator outfit complete with copper pigtails, mounting bracket & screws at capacities shown.

(Also available with rubber pigtails)

PART NO.	CAPACITY Mj	INLET CONNECTION	OUTLET CONNECTION	ADJUSTMENT RANGE	OUTLET PRESSURE SETTING	CARTON LOTS
ME-290-00HCMC	290 Mj	1/4" INV. FLARE	3/8" FNPT	9 – 13" WC	11" WC	25

MANUAL CHANGE OVER REGULATOR



Marshall Excelsior integral two stage high-capacity manual change-over regulator outfit complete with stainless steel flexible pigtails, mounting bracket & screws at capacities shown.

(Also available with rubber pigtails)

PART NO.	CAPACITY Mj	INLET CONNECTION	OUTLET CONNECTION	ADJUSTMENT RANGE	OUTLET PRESSURE SETTING	CARTON LOTS
ME-290-00HCMCS	290 Mj	1/4" INV. FLARE	3/8" FNPT	9 – 13" WC	11" WC	25

All regulators on this page meet over pressure protection requirements.

MARSHALL EXCELSIOR INTEGRAL TWO STAGE HIGH CAPACITY REGULATORS

TEE OUTFIT REGULATOR



Integral two stage high-capacity Tee regulator outfit complete with copper pigtails, mounting bracket & screws at capacities shown.

(Also available with rubber pigtails)

PART NO.	CAPACITY Mj	INLET CONNECTION	OUTLET CONNECTION	ADJUSTMENT RANGE	OUTLET PRESSURE SETTING	CARTON LOTS
ME-290-00HCT	290Mj	1/4" INV. FLARE	3/8" FNPT	9 – 13" WC	11" WC	25

TEE OUTFIT REGULATOR



Integral two stage high-capacity Tee regulator outfit complete with stainless steel flexible pigtails, mounting bracket & screws at capacities shown.

(Also available with rubber pigtails)

PART NO.	CAPACITY Mj	INLET CONNECTION	OUTLET CONNECTION	ADJUSTMENT RANGE	OUTLET PRESSURE SETTING	CARTON LOTS
ME-290-00HCTS	290Mj	1/4" INV. FLARE	3/8" FNPT	9 – 13" WC	11" WC	25

All regulators on this page meet over pressure protection requirements.

MARSHALL EXCELSIOR INTEGRAL TWO STAGE HIGH CAPACITY REGULATORS

POL REGULATOR OUTFIT



Domestic integral two stage high-capacity POL regulator.

PART NO.	CAPACITY Mj	INLET CONNECTION	OUTLET CONNECTION	ADJUSTMENT RANGE	OUTLET PRESSURE SETTING	CARTON LOTS
ME-290-00HCP	290Mj	POL	3/8" FNPT	9 – 13" WC	11" WC	25

BARE REGULATOR



Domestic integral two stage bare regulator with high-capacity relief at capacities shown.

Mounting Bracket not included

PART NO.	CAPACITY Mj	INLET CONNECTION	OUTLET CONNECTION	ADJUSTMENT RANGE	OUTLET PRESSURE SETTING	CARTON LOTS
ME-290-00HC	290Mj	1/4" FNPT	3/8" FNPT	9 – 13" WC	11" WC	32

All regulators on this page meet over pressure protection requirements.

MARSHALL EXCELSIOR INTEGRAL TWO STAGE REGULATORS

MANUAL CHANGE OVER REGULATOR OUTFIT



Integral two stage manual change-over regulator outfit complete with copper pigtails, mounting bracket & screws.

(Also available with stainless steel or rubber pigtails)

PART NO.	CAPACITY Mj	INLET CONNECTION	OUTLET CONNECTION	ADJUSTMENT RANGE	OUTLET PRESSURE SETTING	CARTON LOTS
ME-290-00MC	190 Mj	1/4" INV. FLARE	3/8" FNPT	9 – 13" WC	11" WC	25

MANUAL CHANGE OVER REGULATOR OUTFIT



Integral two stage manual change-over regulator outfit complete with stainless steel flexible pigtails, mounting bracket & screws.

(Also available with rubber pigtails)

PART NO.	CAPACITY Mj	INLET CONNECTION	OUTLET CONNECTION	ADJUSTMENT RANGE	OUTLET PRESSURE SETTING	CARTON LOTS
ME-290-00MCS	190 Mj	1/4" INV. FLARE	3/8" FNPT	9 – 13" WC	11" WC	25

All regulators on this page meet over pressure protection requirements.

MARSHALL EXCELSIOR INTEGRAL TWO STAGE REGULATORS

TEE OUTFIT REGULATOR



Integral two stage Tee regulator outfit complete with copper pigtails, mounting bracket & screws.

(Also available with stainless steel or rubber pigtails)

PART NO.	CAPACITY Mj	INLET CONNECTION	OUTLET CONNECTION	ADJUSTMENT RANGE	OUTLET PRESSURE SETTING	CARTON LOTS
ME-290-00T	190 Mj	1/4" INV. FLARE	3/8" FNPT	9 – 13" WC	11" WC	25

POL REGULATOR OUTFIT



Domestic integral two stage POL regulator with high-capacity relief.

Mounting bracket not included

PART NO.	CAPACITY Mj	INLET CONNECTION	OUTLET CONNECTION	ADJUSTMENT RANGE	OUTLET PRESSURE SETTING	CARTON LOTS
ME-290-00P	190 Mj	POL	3/8" FNPT 1	9 – 13" WC	11" WC	25

MARSHALL EXCELSIOR INTEGRAL TWO STAGE REGULATORS



Domestic integral two stage bare regulator with high-capacity relief at capacities shown.

Mounting bracket not included

PART NO.	CAPACITY Mj	INLET CONNECTION	OUTLET CONNECTION	ADJUSTMENT RANGE	OUTLET PRESSURE SETTING	CARTON LOTS
ME-290-00	190 Mj	1/4" FNPT	3/8" FNPT	9 – 13" WC	11" WC	32



Domestic integral two stage single bottle regulator with pigtail and high-capacity relief at capacities shown.

PART NO.	CAPACITY Mj	INLET CONNECTION	OUTLET CONNECTION	ADJUSTMENT RANGE	OUTLET PRESSURE SETTING	CARTON LOTS
ME-290-00SB	190 Mj	MPOL	3/8" FNPT	9 – 13" WC	11" WC	25



Domestic integral two stage single bottle regulator with stainless steel flexible pigtail and high-capacity relief.

PART NO.	CAPACITY Mj	INLET CONNECTION	OUTLET CONNECTION	ADJUSTMENT RANGE	OUTLET PRESSURE SETTING	CARTON LOTS
ME-290-00S	190 Mj	MPOL	3/8" FNPT	9 – 13" WC	11" WC	25

All regulators on this page meet over pressure protection requirements.

CHEN FONG INTEGRAL TWO STAGE REGULATORS



Domestic integral two stage bare regulator with high-capacity relief at capacities shown.

PART NO.	CAPACITY Mj	INLET CONNECTION	OUTLET CONNECTION	ADJUSTMENT RANGE	OUTLET PRESSURE SETTING	CARTON LOTS
CE-6080	290 Mj	1/4" FNPT	3/8" FNPT	9 – 13" WC	11" WC	30



Integral two stage Tee regulator outfit complete with copper pigtails, mounting bracket & screws.

(Also available with stainless steel or rubber pigtails)

PART NO.	CAPACITY Mj	INLET CONNECTION	OUTLET CONNECTION	ADJUSTMENT RANGE	OUTLET PRESSURE SETTING	CARTON LOTS
CE-6080T	290 Mj	1/4" INV. FLARE	3/8" FNPT	9 – 13" WC	11" WC	30



Integral two stage manual change-over regulator outfit complete with copper pigtails, mounting bracket & screws.

(Also available with stainless steel or rubber pigtails)

PART NO.	CAPACITY Mj	INLET CONNECTION	OUTLET CONNECTION	ADJUSTMENT RANGE	OUTLET PRESSURE SETTING	CARTON LOTS
CE-6080MC	290 Mj	1/4" INV. FLARE	3/8" FNPT	9 – 13" WC	11" WC	30

All regulators on this page meet over pressure protection requirements.

AUTOMATIC CHANGEOVER REGULATORS

CLESSE



Clesse automatic two stage change over regulator outfit complete with copper pigtails, mounting bracket & screws with high-capacity relief.

PART NO.	CAPACITY Mj	INLET CONNECTION	OUTLET CONNECTION	OUTLET PRESSURE RANGE	OUTLET PRESSURE SETTING	CARTON LOTS
CE-CLR2444K	500 Mj	1/4" INV. FLARE	1/2" FNPT	9 – 13" WC	11" WC	8



Clesse automatic two stage change over regulator outfit complete with copper pigtails, mounting bracket & screws with high-capacity relief.

PART NO.	CAPACITY Mj	INLET CONNECTION	OUTLET CONNECTION	OUTLET PRESSURE RANGE	OUTLET PRESSURE SETTING	CARTON LOTS
CE-CLR632K	850 Mj	1/4" INV. FLARE	3/4" FNPT	9 – 13" WC	11" WC	6

MARSHALL EXCELSIOR



Marshall Excelsior two stage automatic change over regulator outfit complete with copper pigtails, mounting bracket & screws with high-capacity relief.

PART NO.	CAPACITY Mj	INLET CONNECTION	OUTLET CONNECTION	OUTLET PRESSURE RANGE	OUTLET PRESSURE SETTING	CARTON LOTS
ME-253H-00K	350 Mj	1/4" INV. FLARE	3/8" FNPT	9 – 13" WC	11" WC	10

All regulators on this page meet over pressure protection requirements.

AUTOMATIC CHANGEOVER REGULATORS

FISHER



TYPE R130-21 – Composed of two Type 67C regulators and a special 0 – 60 psig / 0 to 4.1 bar pressure gauge, the Type R130 delivers a 45 psig / 3.1 bar outlet pressure on supply and 30 psig / 2.1 bar on reserve.

The gauge, which serves as the change-over indicator, is painted red from 0 to 35 psig / 0 to 2.4 bar. When the dial reads in the 0 – 35 / 0 to 2.4 bar range, it indicates that the manifold has switched from the supply to the reserve cylinder.

PART NO.	CAPACITY Mj	INLET CONNECTION	OUTLET CONNECTION	SUPPLY SETTING	RESERVE SETTING	CARTON LOTS
FI-R130-21	1475 Mj	1/4" FNPT	1/4" FNPT	45 PSIG	30 PSIG	1

REGO




Rego automatic two stage change over regulator outfit complete with copper pigtails, mounting bracket & screws with high-capacity relief.

PART NO.	CAPACITY Mj	INLET CONNECTION	OUTLET CONNECTION	OUTLET PRESSURE RANGE	OUTLET PRESSURE SETTING	CARTON LOTS
RE-7525B4K	450 Mj	1/4" INV. FLARE	1/2" FNPT	9 – 13" WC	11" WC	25

All regulators on this page meet over pressure protection requirements.

AUTOMATIC CHANGEOVER MANIFOLDS

	PART NUMBER	CAPACITY	SUPPLY SETTING	RESERVE SETTING
	CL-175C14	500 Mj	15 PSI	7 ½ PSI
	PART NUMBER	CAPACITY	SUPPLY SETTING	RESERVE SETTING
	CL-175CS6	1 000Mj	45 PSI	30 PSI
	PART NUMBER	CAPACITY	SUPPLY SETTING	RESERVE SETTING
	FI-749B/21	1500mJ	15PSI	5PSI

	<p>Chen Fong automatic two stage change over regulator outfit complete with copper pigtails, mounting bracket & screws with high-capacity relief.</p>					
PART NO.	CAPACITY Mj	INLET CONNECTION	OUTLET CONNECTION	OUTLET PRESSURE RANGE	OUTLET PRESSURE SETTING	CARTON LOTS
CE-6020K	300 Mj	1/4" INV. FLARE	3/8" FNPT	9 – 13" WC	11" WC	20

REGULATOR BRACKETS



PART NO	DESCRIPTION	CARTON LOTS
CE-231-74	UNIVERSAL REGULATOR BRACKET	100



PART NO	DESCRIPTION	CARTON LOTS
MI-240-32	MARSHALL Z-MOUNTING REGULATOR BRACKET	100



PART NO	DESCRIPTION	CARTON LOTS
SH-1776-25	MOUNTING BRACKET TO SUIT SHERWOOD REGULATORS	100



PART NO	DESCRIPTION	CARTON LOTS
FI-P100A	FISHER TRIANGULAR BRACKET	10

REGULATOR ACCESSORIES – TAPS AND FITTINGS

PART NO.	VIEW	DESCRIPTION	CARTON LOTS
MI-970U		ADAPTOR MPOL X 1/4" MNPT.	200
MI-3199X		ADAPTOR MPOL X 1/4" MNPT WITH EXCESS FLOW.	
MI-970Y		ADAPTOR MPOL X 1/4" MNPT 4.6" LONG.	
MI-1350E		POL TEE BLOCK MANIFOLD.	25
MI-1350EY		EXTENDED POL TEE BLOCK MANIFOLD.	30
MI-1450E		TEE PIECE 1/4" INV. FLARE X 1/4" MNPT.	200
MI-3705		POL PLUG HEX BRASS	200
MI-3705S3.6		POL PLUG HEX BRASS WITH CHAIN.	

PART NO. & DESCRIPTION	VIEW	PART NO. & DESCRIPTION	VIEW
MI-1350 FEMALE POL FERULE		FI-P520L FISHER ADJUSTABLE ORIFICE REAMER. Ranging from drill Size no. 35-52	
ME-1700A 1/4" INV. FLARE TEE CHECK C/W CHECK		ME-1701A TEE BLOCK WITH CHECK	

REGULATOR ACCESSORIES – TAPS AND FITTINGS

PART NO.	VIEW	DESCRIPTION	CARTON LOTS
MI-970R		SOFT NOSE MALE POL ADAPTOR.	200
MI-M284		FPOL X 1/4" MNPT ADAPTOR	200
MI-M286		FPOL X 1/2" MNPT ADAPTOR	
MI-M287		FPOL X 3/4" MNPT ADAPTOR	
MI-M288		FPOL X 1" MNPT ADAPTOR	
MI-2150MC		MANUAL CHANGE OVER VALVE.	200
MI-8888		1 3/4" ACME BRASS CAP.	200
MI-8888.25		BRASS COUPLING 1 3/4" ACME X 1/4" NPT.	
MI-X481FHD-4-4		MALE UNION ADAPTOR. 1/4" MNPT X 1/4" FEMALE INV. FLARE.	200
MI-D-PT-207		BLACK RUBBER PROTECTIVE CAP FOR SH-3250 AND POL PIGTAILS.	200

ACCESSORIES - VALVES

PART NO & DESCRIPTION.	VIEW	PART NO & DESCRIPTION	VIEW
<p><u>ME-332913LH</u></p> <p>Stem & Bonnet Assy. To suit 2030 and 1427C Valves.</p>		<p><u>ME-3250-8LH</u></p> <p>Stem & Bonnet Assy. To suit 2030 and 1427C Valves.</p>	
<p><u>SH-1931S-24</u></p> <p>Sherwood Liquid Level Stem Assy. (Flush).</p>		<p><u>ME-J401</u></p> <p>Sherwood Liquid Level Stem Assy. (Thumb).</p>	
<p><u>SH-G114B</u></p> <p>Sherwood O-Ring</p>		<p><u>SH-1901S</u></p> <p>Handwheel for 1447 Service Valves.</p>	
<p><u>ST-0015-00007</u></p> <p>Gasket Contents Gauge – Junior.</p>		<p><u>ST-0040-00414</u></p> <p>Screw Contents Gauge Junior.</p>	
<p><u>SH-G216B</u></p> <p>Sherwood O-Ring for 13/4" ACME Filler Valve.</p>		<p><u>MI-M288</u></p> <p>FPOL X 1" MNPT Adaptor.</p>	
<p><u>ME-W4</u></p> <p>Sherwood Gasket for 1 1/4" Acme Series Connectors.</p>			

HIGH PRESSURE REGULATORS

FISHER 67 SERIES



Suitable for liquid or vapor service, the 67CH Series high pressure (pounds to pounds) regulators are used in a variety of applications.

All types within the series have a 1/4" FNPT size outlet in which a pressure gauge can be installed.

NOTE: The 67CH series regulators do not have an internal relief valve. These units should not be installed in fixed piping servicing low pressure appliance systems.

PART NO.	CAPACITY Mj	INLET CONNECTION	OUTLET CONNECTION	OUTLET PRESSURE RANGE	OUTLET PRESSURE SETTING	CARTON LOTS
FI-67CH/741	1000 Mj	1/4" FNPT	1/4" FNPT	50 – 120 PSI	50 PSI	12
FI-67CH/741GP	1000 Mj	MPOL	1/4" FNPT	50 – 120 PSI	50 PSI	
FI-67CH/742	1200 Mj	1/4" FNPT	1/4" FNPT	30 – 60 PSI	40 PSI	
FI-67CH/742GP	1200 Mj	MPOL	1/4" FNPT	30 – 60 PSI	40 PSI	
FI-67CH/743	750 Mj	1/4" FNPT	1/4" FNPT	3 – 35 PSI	20 PSI	
FI-67CH/743GP	750 Mj	MPOL	1/4" FNPT	3 – 35 PSI	20 PSI	
FI-67CH/745	750 Mj	MPOL	1/4" FNPT	3 – 35 PSI	20 PSI	

FISHER 64 SERIES



The Type 64 series regulator is an adjustable high pressure regulator with a wide range of available outlet pressure ranges. It does not contain a relief valve.

It should always be used in conjunction with a downstream regulator and/or separate relief valve devices in compliance with over pressure protection requirements.

PART NO.	DESCRIPTION	CAPACITY Mj	INLET AND OUTLET CONNECTION	OUTLET PRESSURE RANGE	OUTLET PRESSURE SETTING	CARTON LOTS
FI-64/33	BASIC REGULATOR	2625 Mj	1/2" FNPT	3 – 15 PSI	10 PSI	12
FI-64/35		3600 Mj		5 – 35 PSI	20 PSI	
FI-64/36		4150 Mj		30 – 60 PSI	40 PSI	
FI-64/222		5250 Mj		35 – 100 PSI	50 PSI	
FI-64SR/21	WITH PARTIAL INTERNAL RELIEF VALVE	2625 Mj		3 – 15 PSI	10 PSI	
FI-64SR/22		3000 Mj		5 – 20 PSI	15 PSI	
FI-64SR/23		3600 Mj		5 – 35 PSI	20 PSI	

HIGH PRESSURE REGULATORS

FISHER



High Pressure Industrial/Commercial Pounds-to-Pounds regulators.

For both the types 630 and 627 series regulators, additional pressure ranges and orifice sizes are available.

These adjustable high-pressure regulators do not contain a relief valve and should always be used in conjunction with a downstream regulator and or a separate device in compliance with over pressure protection requirements.

PART NO.	CAPACITY Mj	INLET CONNECTION	OUTLET CONNECTION	OUTLET PRESSURE RANGE	OUTLET PRESSURE SETTING	CARTON LOTS
FI-627-117	14630 Mj	1" FNPT	1" FNPT	15-40 PSI	20 PSI	1
FI-627-5810	6080 Mj	3/4" FNPT	3/4" FNPT	5-20 PSI	10 PSI	
FI-627-6210	10755 Mj	3/4" FNPT	3/4" FNPT	5-20 PSI	10 PSI	
FI-627-7710	10773 Mj	1" FNPT	1" FNPT	5-20 PSI	10 PSI	
FI-630-104/78	14000 Mj	2" FNPT	2" FNPT	8-20 PSI	10 PSI	

REGO






Rego High Pressure, High Temperature Industrial/Commercial Pounds-to-Pounds regulators.

These adjustable high-pressure regulators do not contain a relief valve and should always be used in conjunction with a downstream regulator and or separate relief device in compliance with over pressure protection requirements.

PART NO.	CAPACITY Mj	INLET CONNECTION	OUTLET CONNECTION	OUTLET PRESSURE RANGE	OUTLET PRESSURE SETTING	CARTON LOTS
RE-1584MN	7000 Mj	1/2" FNPT	1/2" FNPT	3-30 PSI	20 PSI	12
RE-1586MN	7500 Mj	3/4" FNPT	3/4" FNPT	3-30 PSI	20 PSI	
RE-1588MN	7500 Mj	1" FNPT	1" FNPT	3-30 PSI	20 PSI	

PRESSURE GAUGES AND TEST EQUIPMENT

PART NO.	VIEW	DESCRIPTION
ME-109		SHERWOOD PLASTIC 1 3/4" ACME CAP
ME-601-902		SHERWOOD PLASTIC 1 3/4" ACME CAP WITH STRAP.
RB-100-50	 CEM PRESSURE GAUGES-1/4" MBSPT BOTTOM ENTRY 50MM DIAL. *ALSO AVAILABLE WITH LARGER DIALS.	PRESSURE GAUGE 0 – 100 kPa
RB-250-50		PRESSURE GAUGE 0 – 250 kPa
RB-400-50		PRESSURE GAUGE 0 – 400 kPa
RB-800-50		PRESSURE GAUGE 0 – 800 kPa
RB-2500-50		PRESSURE GAUGE 0 – 2500 kPa
RB-100-63LF		PRESSURE GAUGE 0 – 100 kPa LIQUID FILLED
RB-250-63LF		PRESSURE GAUGE 0 – 250 kPa LIQUID FILLED
RB-2500-63LF		PRESSURE GAUGE 0 – 2500 kPa LIQUID FILLED
RB-2500-63A		PRESSURE GAUGE 0 – 2500 kPa AMMONIA SERVICE
RB-400-63LF		PRESSURE GAUGE 0 – 400 kPa LIQUID FILLED
FI-50-2		FISHER TEST GAUGE 1/4" NPT BOTTOM ENTRY. 0 – 35" WC.
FI-50P-2		FISHER TEST GAUGE WITH CASE
ME-60P-2		MARSHALL EXCELSIOR TEST GAUGE WITH CASE
FI-50P-5		FISHER TEST GAUGE WITH HOSE ONLY.
CE-ST01		CEM LOCK TO SUIT DRAIN VALVES ON BULK TANKS.

REGULATOR RELIEF VALVES

DIAPHRAGM RELIEF VALVES

Both the type 1805 and 289H are diaphragm relief valves that protect piping downstream of a regulator from excessive pressure.

TYPE 1805 is usually installed between a first and second-stage regulator or in the downstream line from a high pressure regulator used for final-stage service. Its internal parts can be removed without taking the body out of the line.

TYPE 289H is installed between large second stage regulators like the S302 and S202 and the burner to provide high-capacity relief. The large diaphragm in these valves gives extremely sensitive operation.

For other Diaphragm Relief Valves in the Fisher range, contact your nearest CEM International sales office.



PART NO.	BODY SIZE	RELIEF PRESSURE SETTING	RELIEF ADJUSTMENT RANGE	Propane relief capacity at following pressure buildup over relief setting	
				1 PSI	15 PSI
FI-1805-19P	1" FNPT	30 PSI	10 – 60 PSI	---	2840 scfh
FI-289H/2	2" FNPT	1 PSI	.5 – 2.25 PSI	11000 scfh	---

3139 SERIES VAPOR RELIEF VALVES

APPLICATION

Designed for use as a relief valve on first stage regulators that comply with NFPA 58 exemption 2.5.7.5: " first stage regulators with a rated capacity of more than 500 Mj shall be permitted to have a separate relief valve.

FEATURES

- . Pop-action design keeps product loss to a minimum.
- . Suitability for downstream of 64 series regulators on Vapor Systems.
- . May be installed on either the regulator pressure gauge port or on a fitting downstream from the regulator outlet.
- . Constructed of non-corrosive brass.





PART NO.	RELIEF VALVE SETTING	REGULATOR SET PRESSURE	CONNECTION SIZE	FLOW CAPACITY AT 120 % OF SET PRESSURE (SCFH)
RE-3139-18	18 PSI	10 PSI	1/4" MNPT	1357
RE-3139-26	26 PSI	15 PSI	1/4" MNPT	1725
RE-3139-38	38 PSI	20 PSI	1/4" MNPT	2304

HIGH PRESSURE OPSO REGULATORS NATURAL GAS AND LPG

VIEW	PART NUMBER	DESCRIPTION
	HB100B	CEM First Stage High Pressure Self Actuated Spring Loaded, Diaphragm controlled balanced plug regulators complete with OPSO (Over pressure Protection)
	FE25BP	CEM 15MM X 25mm bsp OPSO Pressure regulator 860kPa Max Inlet pressure
	1883B2	CEM OPSO regulators (1 to 8 kPa Outlet range available) Max 1050 kPa inlet pressure-Sizes 20mm to 50mm bsp available.

FOR ADDITIONAL PRODUCTS AND SPECIFICATIONS, CONTACT CEM INTERNATIONAL PTY LTD.

OPSO REGULATORS NATURAL GAS AND LPG

VIEW	PART NUMBER	DESCRIPTION
	FEX-B25	CEM OPSO Regulator 25mm bsp x 40mm bsp 2ND stage Natural Gas or Lpg with overpressure shutoff
	PF-FAG3K0052 PF-FAG3K0053	CEM 20mm bsp OPSO Pressure regulators (1 to 7 kPa Outlet range available) Max 50 kPa inlet pressure. CEM 25mm bsp OPSO Pressure regulators (1 to 8 kPa Outlet range available) Max 50 kPa inlet pressure
	GARP1B20	CEM 20mm bsp OPSO regulator (2 to 8kPa outlet range available) 100kpa max inlet.

FOR ADDITIONAL PRODUCTS AND SPECIFICATIONS, CONTACT CEM INTERNATIONAL PTY LTD.

LOW PRESSURE SERVICE GAS GOVERNORS

VIEW	PART NUMBER	DESCRIPTION
	<p>PF-FAG-30052</p> <p>PF-FAG-30053</p>	<p>CEM 20mm bsp Compact low pressure gas governor 7kPa inlet, 1-3 kpa outlet</p> <p>CEM 25mm bsp Compact low pressure gas governor 7kpa inlet, 1-3 kpa outlet</p>
	<p>Z0209A</p>	<p>LPG 20mm bsp appliance regulator, 250mj 5kPa max inlet, 2.75kpa outlet</p>
	<p>Z0209B</p>	<p>Natural Gas 20mm bsp appliance regulator, 250mj, 5kPa .ax inlet, 1.1kpa outlet</p>

GAS FILTERS AND STRAINERS

VIEW	PART NUMBER	DESCRIPTION
	<p>PF-FIL-110PP</p> <p>PF-FIL-120PP</p>	<p>CEM 600kPa gas filter 20mm bsp suitable for natural gas or LPG.</p> <p>CEM 600kPa gas filter 25mm bsp suitable for natural gas or LPG.</p>
	<p>ST-1YS</p> <p>ME-651SP/80</p> <p>ME-652SP/80</p>	<p>Excelsior ductile iron Y-strainer suitable for LPG or ammonia, available in sizes 15mm npt to 32mm npt</p>

GAS METERS

VIEW	PART NUMBER	DESCRIPTION
	AL425 DIAPHRAGM GAS METER	<p><i>Please contact CEM International Representative for technical specification and pricing.</i></p>
	750 SERIES DOMESTIC GAS METER	<p><i>Please contact CEM International Representative for technical specification and pricing.</i></p>
	GA SERIES	<p>G1.6, G2.5 & G4 DIAPHRAGM GAS METERS</p> <p>The GA series Gas Meters are made of steel external casings which are finished with epoxy resin and polyester powder coating. This series of meters are suitable for accurate measurement of flow mediums of natural gas and LPG. The performance parameters comply with AS4647-2005 and the International Standards EN1359 and OIMLR31</p> <p>Models up to 40m³/hr, Max working pressure 50 kPa. Includes pulse output and nut tail kit, Steel Casting, Corrosion - resistant</p>
	FMR SERIES	<p>The FMR Series of rotary meters are suitable for custody transfer gas measurement of all non-corrosive gases such as natural gas, propane, butane, air and hydrogen. Typical applications are:</p> <ul style="list-style-type: none"> • Gas distribution in low, medium or high-pressure networks • Industrial applications • Master meters for test benches • Sub-metering

EMERGENCY GAS SHUT OFF

GAS SAFETY SHUT OFF SYSTEM



The emergency shut off system is purposely designed to prevent gas being restored to open unsafe downstream piping appliances and outlets or after loss of power.

- Functions of pressure proving according to AS5601 Gas Shut Off
- Interlock with fire panel / sprinkler system
- Suitable for use with additional emergency stop buttons and / or gas leak detectors
- Required where downstream appliances do not have integral flame safeguard
- Assembled and ready for easy installation
- Automatic testing of downstream
- Automatic activation following successful pressure testing
- Manual activation required following a failed pressure test
- Can be monitored via BMS

Sizing Chart

Standard 240V system, suitable for 7kPa or below

Size (mm)	Natural Gas		LPG		CEM Part Numbers
	MJ/h	m3/h	MJ/h	m3/h	
15	307	7.9	471	4.9	LS-FS-015-ACCU-240V
25	801	20.6	1,231	12.8	LS-FS-025-ACCU-240V
40	2,261	58.2	3,472	36.6	LS-FS-040-ACCU-240V
50	3,202	82.5	4,918	51.5	LS-FS-050-ACCU-240V
65	4,522	116.5	6,945	72.7	LS-FS-065-ACCU-240V
80	6,288	162.0	9,659	101.1	LS-FS-080-ACCU-240V
100	12,673	326.6	19,466	203.8	LS-FS-100-ACCU-240V

Flowrate based on 2.5 mBar pressure drop

RECREATIONAL REGULATORS

HANDWHEEL REGULATOR



Auscrown Single Stage regulator with Soft nose Hand-wheel POL.
110 Mj Capacity at 70 Kpa (10 PSI) Inlet Pressure

PART NO	INLET	OUTLET	FACTORY SET PRESSURE	OUTLET ADJUSTMENT	CARTON LOTS
AU-TPA-7010	MPOL H/WHEEL	3/8" FNPT	11" WC	9 – 13" WC	40

BBQ REGULATOR



Single Stage Low pressure, soft nose POL regulator complete with 600mm braided LPG Hose.

PART NO	INLET	OUTLET	FACTORY SET PRESSURE	OUTLET ADJUSTMENT	CARTON LOTS
CE-REG600S	POL	3/8" FNPT	11" WC	9 – 13" WC	25

BBQ REGULATOR



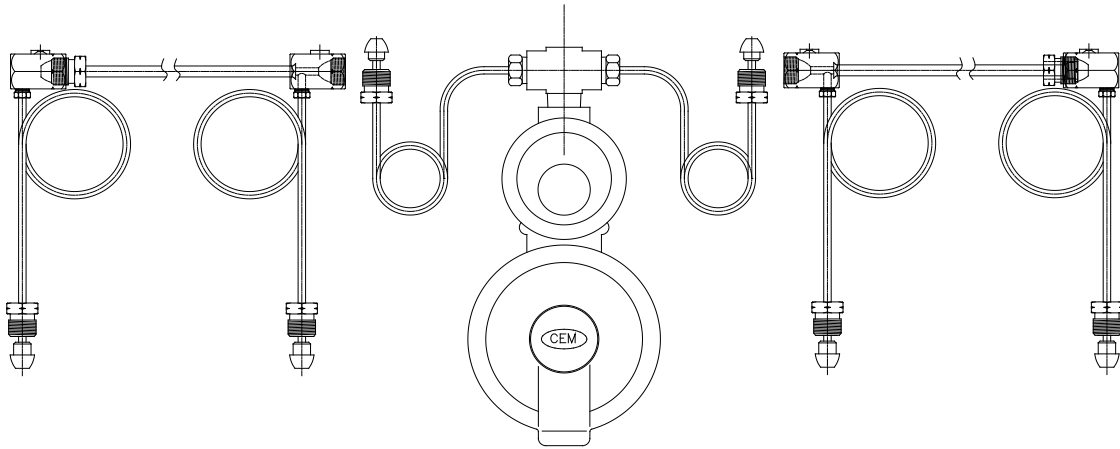
Single Stage Low pressure, soft nose POL regulator complete with 600mm LPG Hose.

PART NO.	DESCRIPTION	CARTON LOTS
CE-REG600	BBQ Low Pressure Regulator with Soft Nose POL Complete with 600mm Long Hose	20

BAYONET SOCKETS

PART NO.	VIEW	DESCRIPTION	CARTON LOTS
CE-FS1		1/2" MI BAYONET CHROME FLOOR SOCKET	10
TH-2420-A		1/2" MI FL- ANGLE CHROME GAS WALL BAYONET SOCKET - TIMBER MOUNT	10
TH-2422-A		1/2" MI FL- STRAIGHT CHROME GAS WALL BAYONET SOCKET - TIMBER MOUNT	10
TH-2420-B		1/2" MI FL- ANGLE CHROME GAS WALL BAYONET SOCKET - BRICK MOUNT	5
TH-2422-B		1/2" MI FL- STRAIGHT CHROME GAS WALL BAYONET SOCKET - BRICK MOUNT	5
TH-2427		GAS HOSE CONVERTOR BAYONET PLUG 1/8" BSP	10
TH-2415-3		1/2" MI BAYONET BRASS FLOOR SOCKET	10
TH-2415-4		1/2" MI BAYONET BROWN FLOOR SOCKET	
TH-2412		ANGLE SOCKETS	10

CYLINDER MANIFOLDS



MI-K2000

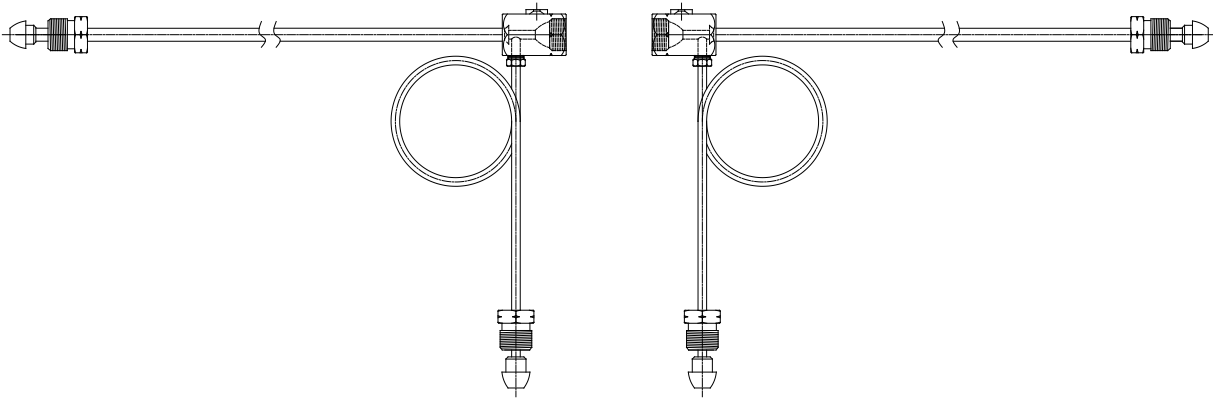
CEM STANDARD 4 CYLINDER MANIFOLD COMPLETE WITH 450MM PIGTAILS AND 410MM CONNECTING TUBE ASSEMBLY.

(REGULATOR OUTFIT NOT INCLUDED)

MI-K3000

CEM EXTENDED 4 CYLINDER MANIFOLD COMPLETE WITH 750MM PIGTAILS AND 750MM CONNECTING TUBE ASSEMBLY.

(REGULATOR OUTFIT NOT INCLUDED)



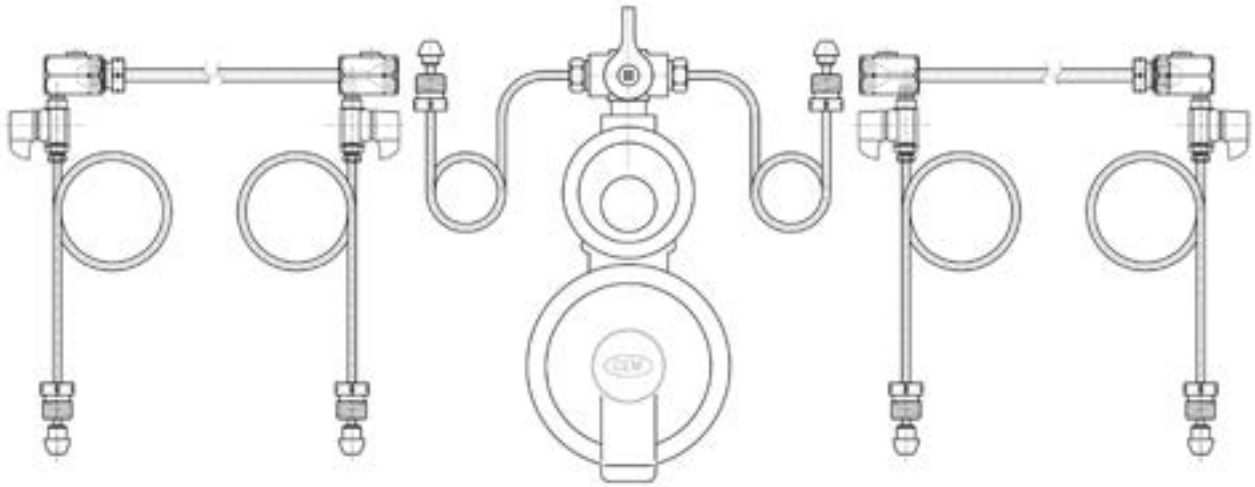
MI-K2000-1

CEM 2 CYLINDER MANIFOLD EXTENSION COMPLETE WITH 450MM PIGTAILS AND 410MM CONNECTING TUBE ASSEMBLY.

MI-K3000-1

CEM 2 CYLINDER MANIFOLD EXTENSION COMPLETE WITH 750MM PIGTAILS AND 750MM CONNECTING TUBE ASSEMBLY.

CYLINDER MANIFOLDS

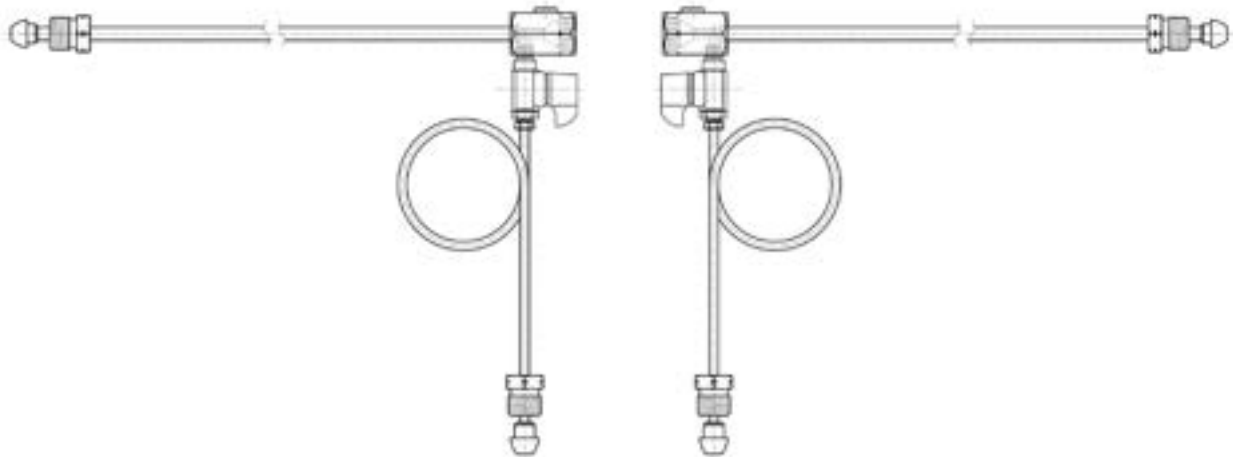


MI-K2000BV

CEM STANDARD 4 CYLINDER MANIFOLD COMPLETE WITH 450MM PIGTAILS AND 410MM CONNECTING TUBE ASSEMBLY.
COMES WITH BALL VALVES
(REGULATOR OUTFIT NOT INCLUDED)

MI-K3000BV

CEM EXTENDED 4 CYLINDER MANIFOLD COMPLETE WITH 750MM PIGTAILS AND 750MM CONNECTING TUBE ASSEMBLY.
COMES WITH BALL VALVES
(REGULATOR OUTFIT NOT INCLUDED)



MI-K2000-1BV


CEM 2 CYLINDER MANIFOLD EXTENSION COMPLETE WITH 450MM PIGTAILS AND 410MM CONNECTING TUBE ASSEMBLY.
COMES WITH BALL VALVE

MI-K3000-1BV


CEM 2 CYLINDER MANIFOLD EXTENSION COMPLETE WITH 750MM PIGTAILS AND 750MM CONNECTING TUBE ASSEMBLY.
COMES WITH BALL VALVE

COPPER PIGTAILS


POL X 1/4" INVERTED FLARE PIGTAILS

VIEW	PART NUMBER	DESCRIPTION
	ME-1663-20	POL X 1/4" INVERTED FLARE – 20" LONG
	ME-1663-30	POL X 1/4" INVERTED FLARE – 30" LONG
	MI-5704SS	POL X 1/4" INVERTED FLARE – 30" LONG
	MI-5704S1.0	POL X 1/4" INVERTED FLARE – 1 METER LONG

POL X POL PIGTAILS

VIEW	PART NUMBER	DESCRIPTION
	MI-4700SS	POL X POL 20" LONG
	MI-4704SS	POL X POL 30" LONG
	MI-4704S1.0	POL X POL 1 METER LONG
	MI-4800SS	POL X POL 20" LONG – 3/8" TUBE
	MI-4804SS	POL X POL 30" LONG – 3/8" TUBE
	MI-4804S1.0	POL X POL 1 METER LONG – 3/8" TUBE

POL X 1/4" MNPT FIXED PIGTAIL

VIEW	PART NUMBER	DESCRIPTION
	MI-K280	POL X 1/4" MNPT 20" LONG PIGTAIL.

FLEXIBLE PIGTAILS "F" CLASS

8MM ID GAS STAINLESS STEEL BRAIDED FLEXIBLE PIGTAILS



VIEW	PART NUMBER	DESCRIPTION
	<p>CE-LCC6-450SSF</p> <p>CE-LCC6-600SSF</p>	<p>FLEXIBLE PIGTAIL LCC27 HANDWHEEL X 1/4" INVERTED FLARE 450MM LONG.</p> <p>FLEXIBLE PIGTAIL LCC27 HANDWHEEL X 1/4" INVERTED FLARE 600MM LONG.</p>
	<p>CE-LCC5-450SSF</p> <p>CE-LCC5-600SSF</p>	<p>FLEXIBLE PIGTAIL LCC27 HANDWHEEL X 1/4" MBSP 450 MM LONG.</p> <p>FLEXIBLE PIGTAIL LCC27 HANDWHEEL X 1/4" MBSP 600 MM LONG.</p>
	<p>ME-516</p>	<p>1/4" MNPT X LCC27 FILLER COUPLING</p>

FLEXIBLE PIGTAILS "F" CLASS

8MM ID GAS STAINLESS STEEL BRAIDED FLEXIBLE PIGTAILS

VIEW	PART NUMBER	DESCRIPTION
	CE-GH6-450SSF	FLEXIBLE PIGTAIL POL X 1/4" INVERTED FLARE 450MM LONG.
	CE-GH6-600SSF	FLEXIBLE PIGTAIL POL X 1/4" INVERTED FLARE 600MM LONG.
	CE-GH6-900SSF	FLEXIBLE PIGTAIL POL X 1/4" INVERTED FLARE 900MM LONG.
	CE-GH6-1000SSF	FLEXIBLE PIGTAIL POL X 1/4" INVERTED FLARE 1000MM LONG.
	CE-GH5-450SSF	FLEXIBLE PIGTAIL POL X 1/4" MBSP 450 MM LONG.
	CE-GH5-600SSF	FLEXIBLE PIGTAIL POL X 1/4" MBSP 600 MM LONG.
	CE-GH5-900SSF	FLEXIBLE PIGTAIL POL X 1/4" MBSP 900 MM LONG.
	CE-POL-600SSF	FLEXIBLE PIGTAIL POL X POL 600 MM LONG.
	CE-POL-900SSF	FLEXIBLE PIGTAIL POL X POL 900 MM LONG.

8MM ID GAS STAINLESS STEEL BRAIDED FLEXIBLE PIGTAILS WITH HANDWHEEL


VIEW	PART NO	DESCRIPTION
	CE-GH6-450HSSF	FLEXIBLE PIGTAIL POL HANDWHEEL X 1/4" INV.FLARE 450 MM LONG.
	CE-GH6-600HSSF	FLEXIBLE PIGTAIL POL HANDWHEEL X 1/4" INV.FLARE 600 MM LONG.
	CE-GH6-750HSSF	FLEXIBLE PIGTAIL POL HANDWHEEL X 1/4" INV.FLARE 750 MM LONG.
	CE-GH6-900HSSF	FLEXIBLE PIGTAIL POL HANDWHEEL X 1/4" INV.FLARE 900 MM LONG.
	CE-GH5-450HSSF	FLEXIBLE PIGTAIL POL HANDWHEEL X 1/4" MBSP 450 MM LONG.
	CE-GH5-600HSSF	FLEXIBLE PIGTAIL POL HANDWHEEL X 1/4" MBSP 600 MM LONG.

STAINLESS STEEL BRAIDED FLEXIBLE GAS CONNECTORS

VIEW	PART NO	DESCRIPTION
	<p>AQ-GF1164</p> <p>AQ-GF1166</p>	<p>8MM FLEXIBLE CONNECTOR 1/4" FEMALE CONE X 1/4" FEMALE CONE – 900 MM.</p> <p>8MM FLEXIBLE CONNECTOR 1/4" FEMALE CONE X 1/4" FEMALE CONE – 1200 MM.</p>
	<p>AQ-GF1204</p> <p>AQ-GF1206</p>	<p>8MM FLEXIBLE CONNECTOR 1/4" FEMALE CONE X 3/8" MBSP – 900 MM.</p> <p>8MM FLEXIBLE CONNECTOR 1/4" FEMALE CONE X 3/8" MBSP – 1200 MM.</p>
	<p>AQ-GF2073</p>	<p>10MM FLEXIBLE CONNECTOR 1/2" MBSP X 10 MM BAYONET – 1200 MM</p>
	<p>AQ-GF5003</p>	<p>20MM FLEXIBLE CONNECTOR 3/4" FEMALE CONE X 3/4" MBSP – 1200MM.</p>

PVC HOSES

HEATER HOSES




VIEW	PART NO	DESCRIPTION
	AQ-PGH3248	10 MM HOSE 1/2" FBSP X 1/2" BAYONET – 1500 MM
	AQ-PGH3252	10 MM HOSE 1/2" FBSP X 1/2" BAYONET – 3000 MM
	AQ-PGH3228	10 MM HOSE 3/8" FBSP X 1/2" BAYONET – 1500 MM
	AQ-PGH3236	10 MM HOSE 3/8" FBSP X 1/2" BAYONET – 3000 MM
	AQ-PGH3230	10 MM HOSE 3/8" FBSP X 1/2" BAYONET – 2000 MM

BBQ HOSES

VIEW	PART NO	DESCRIPTION
	CE-HA600	1/4" LPG HOSE - 1/4" FBSP SWIVEL NUT X 1/4" FBSP SWIVEL NUT 600 MM LONG.
	CE-HA900	1/4" LPG HOSE - 1/4" FBSP SWIVEL NUT X 1/4" FBSP SWIVEL NUT 900 MM LONG.
	CE-HA1200	1/4" LPG HOSE - 1/4" FBSP SWIVEL NUT X 1/4" FBSP SWIVEL NUT 1200 MM LONG.
	CE-HA1800	1/4" LPG HOSE - 1/4" FBSP SWIVEL NUT X 1/4" FBSP SWIVEL NUT 1800 MM LONG.
	CE-HA2700	1/4" LPG HOSE - 1/4" FBSP SWIVEL NUT X 1/4" FBSP SWIVEL NUT 2700 MM LONG.
	CE-HB600	1/4" LPG HOSE - 3/8" FEMALE BSP FLARE NUT X 3/8" FPSB FLARE NUT 600 MM LONG.
	CE-HB900	1/4" LPG HOSE - 3/8" FEMALE BSP FLARE NUT X 3/8" FPSB FLARE NUT 900 MM LONG.
	CE-HB1200	1/4" LPG HOSE - 3/8" FEMALE BSP FLARE NUT X 3/8" FPSB FLARE NUT 1200 MM LONG.
	CE-HB1800	1/4" LPG HOSE - 3/8" FEMALE BSP FLARE NUT X 3/8" FPSB FLARE NUT 1800 MM LONG.

PVC HOSES

BBQ HOSES

VIEW	PART NO.	DESCRIPTION.
	CE-HC600	1/4" LPG HOSE 3/8" FEMALE SAE FLARE NUT X 3/8" MBSP 600 MM LONG.
	CE-HC900	1/4" LPG HOSE 3/8" FEMALE SAE FLARE NUT X 3/8" MBSP 900 MM LONG.
	CE-HC1200	1/4" LPG HOSE 3/8" FEMALE SAE FLARE NUT X 3/8" MBSP 1200 MM LONG.
	CE-HC1800	1/4" LPG HOSE 3/8" FEMALE SAE FLARE NUT X 3/8" MBSP 1800 MM LONG.
	CE-HC2700	1/4" LPG HOSE 3/8" FEMALE SAE FLARE NUT X 3/8" MBSP 2700 MM LONG.
	CE-HD600	1/4" LPG HOSE 3/8" FEM. SAE FLARE NUT X 3/8" FEMALE SAE FLARE NUT 600 MM LONG.
	CE-HD900	1/4" LPG HOSE 3/8" FEM. SAE FLARE NUT X 3/8" FEMALE SAE FLARE NUT 900 MM LONG.
	CE-HD1200	1/4" LPG HOSE 3/8" FEM. SAE FLARE NUT X 3/8" FEMALE SAE FLARE NUT 1200 MM LONG.
	CE-HD1800	1/4" LPG HOSE 3/8" FEM. SAE FLARE NUT X 3/8" FEMALE SAE FLARE NUT 1800 MM LONG.
	CE-HD2700	1/4" LPG HOSE 3/8" FEM. SAE FLARE NUT X 3/8" FEMALE SAE FLARE NUT 2100 MM LONG.
	CE-HE600	1/4" LPG HOSE 1/4" FEMALE BSP NUT – CONVEX SEAT X 3/8" MBSP 600 MM LONG.
	CE-HE900	1/4" LPG HOSE 1/4" FEMALE BSP NUT – CONVEX SEAT X 3/8" MBSP 900 MM LONG.
	CE-HE1200	1/4" LPG HOSE 1/4" FEMALE BSP NUT – CONVEX SEAT X 3/8" MBSP 1200 MM LONG.
	CE-HE1800	1/4" LPG HOSE 1/4" FEMALE BSP NUT – CONVEX SEAT X 3/8" MBSP 1800 MM LONG.
	CE-HE2700	1/4" LPG HOSE 1/4" FEMALE BSP NUT – CONVEX SEAT X 3/8" MBSP 2700 MM LONG.











BRASS FITTINGS AND TAPS

PART NO.	VIEW	DESCRIPTION	CARTON LOTS
MI-AC03		ADAPTOR 3/8" FLH (COMPANION) X 1/4" MBSP	200
MI-AC24		ADAPTOR MPOL X 3/8" MLH (COMPANION) ELBOW	200
MI-AC19A		ADAPTOR MPOL X 3/8" LHM (COMPANION)	200
MI-AC10		ADAPTOR 3/8" LHF (COMPANION) X FPOL	200
KB-0416		3/4" BRASS ELBOW M.I. X FLARE	25




BRASS FITTINGS AND TAPS

PART NO.	VIEW	DESCRIPTION	CARTON LOTS
MI-AC09		3/8" LHF (COMPANION) X PRIMUS ADAPTOR.	200
ZE-TOP015		BALL VALVE 1/2" BSP F & F	50
ZE-TOP020		BALL VALVE 3/4" BSP F & F	
ZE-TOPMFL008		BALL VALVE 1/4" NPT M & F	50
ZE-TOPMFL015		BALL VALVE 1/2" NPT M & F	
ZE-TOPMFL020		BALL VALVE 3/4" NPT M & F	
ZE-CFEBSP015		BALL VALVE 1/2" BSP DOUBLE FLARED.	50
ZE-CFESAE516		BALL VALVE 5/16" SAE DOUBLE FLARED.	
ZE-CFEBSP010		BALL VALVE 3/8" BSP DOUBLE FLARED.	
ME-791C		Q/A TOGGLE VALVE 1/2" FNPT X 1/4" FNPT	50
ME-791D		Q/A TOGGLE VALVE 1/2" FNPT X 1/2" FNPT	

BRASS FITTINGS AND TAPS

PART NO. & DESCRIPTION	VIEW	PART NO. & DESCRIPTION	VIEW
<p><u>SC-G0992</u> Petes Plug.</p>		<p><u>ZE-1344015</u> Flared Ball Valve 3/4" X 1/2" for Water application.</p>	
<p><u>ZE-1070015</u> Flared Ball Valve 1/2" X 1/2" for Water application.</p>		<p><u>ZE-1131006</u> 6mm F/F T Handle Ball Valve.</p>	
<p><u>ZE-1330020</u> 3/4" FL X Nut & tail Gas Valve.</p>		<p><u>ZE-1332020</u> Heater Kit no.1 - 3/4" H2O + 3/4" Gas FL X N/T.</p>	
<p><u>ZE-1335020</u> Heater Kit no.4 - 1/2" FL X 3/4" N/T H2O + 3/4" Gas.</p>		<p><u>ZE-1401015</u> 15mm Mini F & F Ball valve.</p>	
<p><u>KB-1/4TEMA</u> 1/4" TEMA Quick Connect Coupling complete with Cap and Plug.</p>		<p><u>TEMA</u> Caps and plugs to suit Quick connect couplings. (Price on application)</p>	

BRASS FITTINGS AND TAPS

PART NO.	VIEW	DESCRIPTION	CARTON LOTS
MI-M288		FPOL X 1" MNPT ADAPTOR	20
KB-NO.7-12-38M		TEST POINT ADAPTOR 1/2" MSAE FLR X 3/8" MBSP C/W 1/2" FLR NUT	20
KB-NO.7-38-38M		TEST POINT ADAPTOR 3/8" MSAE FLR X 3/8" MBSP C/W 3/8" FLR NUT	20
IFS-007-0506TP		5/16" SAE SX 3/8" BSP TEST POINT NIPPLE	20
IFS-072-1208TP		3/4" BSPF X 1/2" MBSPT ADAPTOR	20
IFS-63-0808M		1/2" MBSP X 1/2" MSAE FLR ADAPTOR C/W 1/8" PORT	20
IFS-072-0606TP		TEST POINT ADAPTOR 3/8" MNPT X 3/8" FNPT	20

BRASS FITTINGS AND TAPS

PART NO.	VIEW	DESCRIPTION	CARTON LOTS
IFS-01-809		5/16" SAE FLARE X 1/4" MBSPT ELBOW.	50
IFS-01-810		5/16" SAE FLARE X 3/8" MBSPT ELBOW.	
IFS-01-710		5/16" SAE FLARE X 1/8" BSPT UNION	50
IFS-01-711		5/16" SAE FLARE X 1/4" BSPT UNION	
IFS-01-712		5/16" SAE FLARE X 3/8" BSPT UNION	
IFS-01-714		3/8" SAE FLARE X 1/8" BSPT UNION	50
IFS-01-715		3/8" SAE FLARE X 1/4" BSPT UNION	
IFS-01-716		3/8" SAE FLARE X 3/8" BSPT UNION	
IFS-01-717		3/8" SAE FLARE X 1/2" BSPT UNION	
IFS-01-1609		5/16" MSAE X 1/4" FBSPT UNION	50
IFS-01-1610		5/16" MSAE X 3/8" FBSPT UNION	
IFS-01-1612		3/8" MSAE X 1/4" FBSPT UNION	50
IFS-01-1613		3/8" MSAE X 3/8" FBSPT UNION	
IFS-01-1614		3/8" MSAE X 1/2" FBSPT UNION	







BRASS FITTINGS AND TAPS

PART NO.	VIEW	DESCRIPTION	CARTON LOTS
IFS-01-605		5/16" SAE STANDARD FLARE NUT	50
IFS-01-607		3/8" SAE STANDARD FLARE NUT	
IFS-01-620		3/8" SAE REDUCING FLARE NUT (5/16" TUBE)	50
IFS-01-1704		5/16" MSAE DOUBLE FLARE UNION	50
IFS-01-1705		3/8" MSAE DOUBLE FLARE UNION	
IFS-01-1714		3/8" MSAE X 5/16" MSAE DOUBLE FLARE REDUCING UNION	50
IFS-01-1804		5/16" MSAE DOUBLE FLARE ELBOW.	50
IFS-01-1904		5/16" MSAE FLARE UNION TEE	50
IFS-01-1905		3/8" MSAE FLARE UNION TEE	

BRASS FITTINGS AND TAPS

PART NO.	VIEW	DESCRIPTION	CARTON LOTS
IFS-01-25E03		EXTRUDED ELBOW 1/4" MBSP X 1/4" FBSP	50
IFS-02-N5904		EXTRUDED ELBOW 1/4" MBSP X 1/4" FEMALE INVERTED FLARE	50
IFS-01-2403		3/8" MNPT X 1/4" FNPT REDUCING BUSH	50
IFS-01-2405		1/2" MNPT X 1/4" FNPT REDUCING BUSH	
IFS-01-2406		1/2" MNPT X 3/8" FNPT REDUCING BUSH	
ME-2131 MI-P500		BRASS 1/4" INVERTED FLARE PLUG	50
PH-A29-0402		REDUCING SOCKET 1/4" FNPT X 1/8" FNPT	50
PH-A29-0804		REDUCING SOCKET 1/2" FNPT X 1/4" FNPT	
IFS-01-6402SOL		BRASS 1/4" BSP PLUG	50

DECANTING GUNS

PART NUMBER AND DESCRIPTION	VIEW	PART NUMBER AND DESCRIPTION	VIEW
<p>MI-7659CL274.5</p> <p>DECANTING GUN CGA X LCC27 COMPLETE WITH 1.4 MTR HOSE NO KIT.</p>		<p>MI-7659XH2</p> <p>DECANTING GUN KIT COMPLETE WITH 1.4 MTR HOSE, COMPANION AND PRIMUS ADAPTORS</p>	
<p>MI-7659PL274.5</p> <p>DECANTING GUN POL X LCC27 COMPLETE WITH 1.4 MTR HOSE NO KIT</p>		<p>MI-7659XFL</p> <p>DECANTING GUN KIT COMPLETE WITH 1.4 MTR HOSE AND FORKLIFT ACME ADAPTORS.</p>	
<p>MI-7659XH2-CGA</p> <p>DECANTING GUN KIT COMPLETE WITH 1.4 MTR HOSE, COMPANION AND PRIMUS ADAPTORS – CGA 555 VALVE</p>		<p>MI-7659XH2-4.5</p> <p>DECANTING GUN COMPLETE WITH 1.4 MTR HOSE NO KIT.</p>	

DECANTING GUNS

PART NUMBER	VIEW	DESCRIPTION
MI-7659XFL-CGA		DECANTING GUN KIT COMPLETE WITH 1.4 MTR HOSE AND FORKLIFT ACME ADAPTORS – CGA 555 VALVE.


PART NUMBER & DESCRIPTION	VIEW	PART NUMBER & DESCRIPTION	VIEW
<p><u>MI-7659-25</u></p> <p>REPAIR KIT- FILLER GUN</p>		<p><u>MI-7659-27</u></p> <p>REPAIR KIT – FILLER GUN HANDLE</p>	
<p><u>MI-7659G</u></p> <p>DECANTING GUN</p>		<p><u>MI-7659-26</u></p> <p>RELIEF VALVE ASSEMBLY FOR 7659G</p>	
<p><u>MI-6722001</u></p> <p>PLUNGER ASSEMBLY TO SUIT 7659</p>		<p><u>MI-5250-1.5</u></p> <p>1/4" LPG HOSE X 1.4 MTR COMPLETE WITH 1/4" MBSP AND 1/4" FEMALE ENDS.</p>	

DECANTING GUN ADAPTORS

PART NO. & DESCRIPTION	VIEW	PART NO. & DESCRIPTION	VIEW
<p><u>MI-7659C</u></p> <p>COMPANION ADAPTOR TO SUIT MI-7659 DECANT GUNS.</p>		<p><u>CE-1428P</u></p> <p>1 1/4" ACME ADAPTOR TO SUIT MI-7659 DECANT GUNS.</p>	
<p><u>MI-7659N</u></p> <p>PRIMUS ADAPTOR TO SUIT MI-7659 DECANT GUNS</p>		<p><u>MI-3199X</u></p> <p>POL X 1/4" MNPT ADAPTOR WITH EXCESS FLOW VALVE.</p>	
<p><u>ME-568</u></p> <p>1 3/4" ACME ADAPTOR TO SUIT MI-7659 DECANT GUNS.</p>		<p><u>ME-517EV</u></p> <p>1/4" MNPT X LCC27 FILLER ADAPTOR</p>	

<p><u>MI-6722029</u></p> <p>O-Ring to suit 7659C</p>		<p><u>MI-6722033</u></p> <p>O-Ring to suit 7659N</p>		<p><u>MI-6722003</u></p> <p>O-Ring to suit POL Adaptor 970R.</p>	
---	---	---	---	---	---




UNIVERSAL THERMOCOUPLES - KIT

DESCRIPTION	PART NO.	VIEW	CARTON LOTS
<p>UNIVERSAL THERMOCOUPLE 450MM LONG UNIVERSAL THERMOCOUPLE 600MM LONG UNIVERSAL THERMOCOUPLE 900MM LONG UNIVERSAL THERMOCOUPLE 1200MM LONG UNIVERSAL THERMOCOUPLE 1500MM LONG</p>	<p>CE-UT450 CE-UT600 CE-UT900 CE-UT1200 CE-UT1500</p>		<p>50</p>

MISCELLANEOUS

PART NO.	VIEW	DESCRIPTION	CARTON LOTS
TE-CC03600		PIEZO IGNITOR	50
SC-Z0210		1/2" NATURALGAS GOVERNOR 5 KPa. (Also available in 3/4")	50
CE-BGT		AGA APPROVED LPG GAS TAPE – 12MM X 10M	100
KB-91415		NEEDLE VALVE 1/4" MNPT x 1/4" FNPT BRASS	50
KB-NO.7-12-38M KB-NO.7-38-38M		LOW PRESSURE TEST POINT-3/8" MBSP X 1/2" MSAE C/W 1/2" FLARE NUT. LOW PRESSURE TEST POINT-3/8" MBSP X 3/8" MSAE C/W 3/8" FLARE NUT.	50
<u>SH-10ARF</u> Sherwood Tank Shut off Valve c/w # 54 Orif.		<u>CE-3010</u> 1/8" pressure test nipple	

CYLINDER VALVES

PART NO.	VIEW	DESCRIPTION	CARTON LOTS
MI-V50EX-3.5		MIYAIRI COMPANION CYLINDER VALVE, 3/8" BSP- LH OUTLET. 3.5" ULLAGE TUBE	100
MI-V9		MIYAIRI 45 KG VAPOUR WITHDRAWAL CYLINDER VALVE.	50
MI-V5-F		MIYAIRI 9 KG POL CYLINDER VALVE WITH ULLAGE AND FLOAT GAUGE.	2
MI-V5-F4.5		MIYAIRI 4½" KG POL CYLINDER VALVE WITH BLEED SCREW AND FLOAT GAUGE.	

QUICK CONNECT COUPLINGS AND VALVES



PART NO.	VIEW	DESCRIPTION	CARTON LOTS
MI-LCC27		MIYAIRI 9KG CYLINDER VALVE COMPLETE WITH LCC27 FITTING.	50
ME-398		POL X LCC27 ADAPTOR.	50
ME-518		MARSHALL 1/4" MNPT X LCC27 GRILL CONNECTOR.	50

CYLINDER EQUIPMENT




VIEW	DESCRIPTION
	<p><u>MI-LPF-120E</u> MIYAIRI QUICK CONNECT FILLER NOZZLE TO SUIT 45 KG CYLINDERS 9KG POL CYLINDERS 9KG LCC27 CYLINDERS</p>
	<p><u>MI-LPF-140</u> MIYAIRI QUICK CONNECT FILLER NOZZLE TO SUIT FORKLIFT BOTTLES</p>
	<p><u>MI-GS1692</u> RETROFIT EXTENDED HOOK TO SUIT MI-LPF-120</p>

VIEW	DESCRIPTION	VIEW	DESCRIPTION
	<p><u>ME-222</u> MARSHALL EXCELSIOR QUICK CLOSING POPPET ASSEMBLY WITH S/S STEM</p>		<p><u>LG-LGIEL</u> DISPENSING NOZZLE 1/2" INLET</p>
	<p><u>MI-LPF-CGA-20</u> CGA NOZZLE GASKET TO SUIT MI-LPF-120</p>		<p><u>MI-13</u> STANDARD POL PACKING SEAL TO SUIT MI-LPF-120</p>

CYLINDER VALVES

PART NO.	VIEW	DESCRIPTION	CARTON LOTS
MI-2035AT11.2		SCG 190 KG MULTI VALVE.	10
MI-V89		SCG 45KG INSITU VALVE. SHERWOOD 45KG INSITU VALVE.	30
MI-3250AEL-7		SCG 190 KG / 210 KG LIQUID WITHDRAWAL VALVE.	25





CYLINDER VALVES

PART NUMBER	VIEW	DESCRIPTION	CARTON LOTS
MI-2341BXT-190		SCG 210 KG LIQUID WITHDRAWAL VALVE – CGA555 OUTLET – WITH 3/4" L/W TUBE AND EXCESS FLOW VALVE.	10
MI-2341BXT-210		SCG 210 KG LIQUID WITHDRAWAL VALVE – CGA555 OUTLET – WITH 3/4" L/W TUBE AND EXCESS FLOW VALVE.	
MI-2341BXT190R		SCG 210 KG LIQUID WITHDRAWAL VALVE – CGA555 OUTLET – WITH 3/4" L/W TUBE AND EXCESS FLOW VALVE TO SUIT OLD RHEEM TANKS.	
		<p>CE-LWD – ALUMINIUM DISC MARKED LIQUID FOR MOUNTING UNDER LIQUID WITHDRAWAL VALVES.</p> <p>CE-VWD1 – ALUMINIUM 1" INT. DIA. DISC MARKED VAPOUR FOR MOUNTING UNDER VAPOUR WITHDRAWAL VALVES.</p> <p>CE-VWD11/4 – ALUMINIUM 1 1/4" INT. DIA. DISC MARKED VAPOUR FOR MOUNTING UNDER VAPOUR WITHDRAWAL VALVES.</p> <p>CE-VWD3/4 – ALUMINIUM 3/4" INT. DIA. DISC MARKED VAPOUR FOR MOUNTING UNDER VAPOUR WITHDRAWAL VALVES.</p>	
		<p>CE-GS-1280</p> <p>SPANNER TO SUIT 2341 SERIES VALVES.</p>	

CYLINDER VALVES

PART NUMBER	VIEW	DESCRIPTION
<p>MI-3250CLNN</p>		<p>SCG 45KG LIQUID WITHDRAWAL VALVE WITH STANDARD (NO EXCESS FLOW VALVE) REDUCTION TUBE. CGA555 OUTLET</p>
<p>ME-9101D1-11.7</p> <p>ME-518</p>		<p>VAPOUR VALVE COMPLETE WITH 11.7" DIP TUBE. (210 Kg cyl)</p>

REFRIGERANT VALVES

PART NUMBER	VIEW	DESCRIPTION	CARTON LOTS
MI-CVD2		SCG DUAL PORT REFRIGERANT VALVE. VAPOUR AND LIQUID	25
MI-CVD1-3.4		SCG DUAL HANDLE, SINGLE OUTLET REFRIGERANT VALVE – 3.4 MPa VAPOUR AND LIQUID	25
MI-CVD1-4.2		SCG DUAL HANDLE, SINGLE OUTLET REFRIGERANT VALVE – 4.2 MPa VAPOUR AND LIQUID	
SH-RV6660L		REFRIGERANT VALVE LIQUID WITHDRAWAL.	25
SH-RV6660V		REFRIGERANT VALVE VAPOUR WITHDRAWAL.	
MI-V87L-RLH		20NGT RED HANDLE LEFT HAND – LIQUID REFRIGERANT VALVE	25
MI-V87L-RRH		20NGT RED HANDLE RIGHT HAND – LIQUID REFRIGERANT VALVE	
MI-V87V-BLH		20NGT BLUE HANDLE LEFT HAND – VAPOUR REFRIGERANT VALVE	
MI-V87V-BRH		20NGT BLUE HANDLE RIGHT HAND – VAPOUR REFRIGERANT VALVE	

CYLINDER ACCESSORIES

PART NO.	VIEW	DESCRIPTION	CARTON LOTS
ME-398		MARSHALL EXCELSIOR POL X MALE QCC ADAPTOR	10
MI-M308		FEMALE CGA555 X FEMALE POL ADAPTOR	10
ME-530		SAFE-T-LOCK MALE SOFT NOSE POL, 12 PLUGS AND LOCKS, 1 KEY	12
ME-530-03		REPLACEMENT MASTER KEY TO SUIT ME-530	1
ME-P121		POL WRENCH	1





HEAVY DUTY ACME SPANNER WRENCHES

PART NO. AND DESCRIPTION	VIEW	PART NO. AND DESCRIPTION	VIEW
<p>ME-P120C</p> <p>13 ¾" length EZ-Turn Ergonomic Aluminium Acme spanner wrench for 3 ¼" female Acme caps</p>		<p>ME-P120B</p> <p>17 ½" length Aluminium Acme spanner wrench for 1 ¾", 2 ¼", 3 ¼", 4 ¼" female Acme caps.</p>	

CYLINDER ACCESSORIES

PART NUMBER	VIEW	DESCRIPTION
<p>MI-ME306X</p> <p>ME-306</p>		<p>CGA555 X 1/4" NPT ADAPTOR WITH EFV.</p> <p>CGA555 X 1/4" NPT ADAPTOR.</p>
<p>ME-445AT/375</p>		<p>MARSHALL EXCELSIOR 1" NPT RELIEF VALVE 375 PSI.</p> <p>(210 Kg Cyl)</p>
<p>MI-CC8555</p>		<p>CGA555 OUTLET CAP AND CHAIN.</p>
<p>CE-CC8555-40</p>		<p>NYLON O-RING TO SUIT CC8555</p>
<p>ME-PVE431B/215</p>		<p>MARSHALL EXCELSIOR EXTERNAL RELIEF VALVE 3/4" NPT, PSI 215</p>

FORKLIFT CYLINDER VALVES

PART NUMBER	VIEW	DESCRIPTION	CARTON LOTS
ME-9101PSH MI-1427C		FORKLIFT CYLINDER SERVICE VALVE.	25
MI-10BD5.7		LEVEL GAUGE COMPLETE WITH TUBE AND DIAL. 54 DRILL ORIFICE	100
ME-601-6 MI-1855SD		DOUBLE BACK CHECK FILLER VALVE	60
ME-220M MI-220MSCG		FORKLIFT CYLINDER MALE SAFETY CHECK CONNECTOR	50

FORKLIFT CYLINDER VALVES

PART NUMBER	VIEW	DESCRIPTION	CARTON LOTS
ME-220F MI-220FSCG		FORKLIFT CYLINDER FEMALE SAFETY CHECK CONNECTOR.	25
MI-7545K		SCG 3/4" RELIEF VALVE 375 PSI.	168
ME-V75FIR		MARSHALL EXCELSIOR 3/4" RELIEF VALVE 375 PSI.	50
MI-D-FV-A.2		OPD VALVE TO SUIT 15KG FORKLIFT CYLINDER	100





FORKLIFT CYLINDER VALVES

PART NO.	VIEW	DESCRIPTION	CARTON LOTS
SH-435-90		SHERWOOD PIPE AWAY ADAPTOR.	200
RO-6284-00024		ROCHESTER FORKLIFT CYLINDER CONTENTS GAUGE.	50
RO-7384-04021		ROCHESTER 3/4" SCREWED FORKLIFT CYLINDER CONTENTS GAUGE COMPLETE WITH DIAL.	50



FORKLIFT AND AUTOMOTIVE RELIEF VALVES

PART NO.	VIEW	DESCRIPTION	CARTON LOTS
RE-8544K		REGO – 1" INTERNAL RELIEF VALVE 375 PSI.	50
FI-H173		FISHER – 3/4" EXTERNAL RELIEF VALVE 375 PSI.	50
MI-7545K		SCG – 3/4" INTERNAL RELIEF VALVE 375 PSI.	168
ME-V75FIR		MARSHALL EXCELSIOR – 3/4" INTERNAL RELIEF VALVE 375 PSI.	50











CYLINDER VALVE ACCESSORIES

PART NO.	VIEW	DESCRIPTION	CARTON LOTS
MI-S3941		PRIMUS REPAIR KIT	50
MI-S3940		PRIMUS EXTERNAL VALVE.	40
ST-7170582		LOXEAL 58-11 HIGH PRESSURE THREAD SEALANT – 250 ML	10
ST-7170583		LOXEAL 58-11 HIGH PRESSURE THREAD SEALANT – 100 ML	
RE-19100-50B		REGO BONNETT ASSEMBLY TO SUIT REGO FORKLIFT AND SERVICE VALVES.	10
CE-POLPLUG		PLASTIC POL PLUG COMPLETE WITH TIE.	1000

PLUGS AND CAPS

PART NO & DESCRIPTION	VIEW		
<p><u>CE-POLPLUGB</u></p> <p>PLASTIC POL PLUG WITHOUT TIE.</p>		<p><u>CE-REVAPOL</u></p> <p>BLACK PLASTIC PLUG TO SUIT POL.</p>	
<p><u>CE-SC0286</u></p> <p>RELIEF VALVE CAPS TO SUIT 2030BC INSITU VALVES.</p>		<p><u>CE-CP0013R</u></p> <p>RELIEF VALVE CAPS FOR MI-V9 VALVES.</p>	
<p><u>CE-CP0011</u></p> <p>PUSH IN POL CYLINDER VALVE PLUGS.</p>		<p><u>CE-SC42X19MM</u></p> <p>BLACK RUBBER RAIN CAP TO SUIT RELIEF VALVE ON SH-2035AT11.2</p>	
<p><u>CE-B94</u></p> <p>POL PUSH IN YELLOW PLUG.</p>		<p><u>CE-WTDPLUG</u></p> <p>LOCKING PLUG FOR CYLINDER VALVE POL OUTLET.</p>	
<p><u>MI-PRIMUSPLUG</u></p> <p>BLACK HANDLE PRIMUS PLUG.</p>		<p><u>MI-D-PT-207</u></p> <p>BLACK RUBBER PROTECTIVE CAP FOR SH-3250 SERIES AND PIGTAILS</p>	
<p><u>AO-3028</u></p> <p>COMPANION PLASTIC PLUGS.</p>			

GAUGE ACCESSORIES

PART NO & DESCRIPTION.	VIEW	PART NO & DESCRIPTION	VIEW
<p><u>ST-2746TOP</u></p> <p>Squibb Taylor Junior Dial – JA334A to suit 90 Kg Contents Gauge.</p>		<p><u>ST-2721</u></p> <p>Squibb Taylor Junior Dial – to suit 210 Kg Contents Gauge.</p>	
<p><u>ST-2701</u></p> <p>Squibb Taylor Junior Dial - HA234M to suit 190 Kg Contents Gauge.</p>		<p><u>RO-5714S02591</u></p> <p>Rochester Snap on Forklift Cylinder Contents Gauge Dial.</p>	
<p><u>RO-5323S01789</u></p> <p>Rochester Junior Contents Gauge Dial.</p>		<p><u>RO-5323S02320</u></p> <p>Rochester Dial to suit 7384-1028 Screwed Contents Gauge</p>	
<p><u>RO-5323S01992</u></p> <p>Rochester Dial to suit 7384 Universal Contents gauge. Screw on.</p>		<p><u>RO-5323S02621</u></p> <p>Rochester Junior Dial to suit 210 Kg Cyl. (6281-545)</p>	
<p><u>RO-5909S02733</u></p> <p>Rochester Junior 5% - 95% Dial to suit Above ground Horizontal Cylinder for Hall Effect Monitoring Systems.</p>		<p><u>RO-5909S02772</u></p> <p>Rochester Junior 10% - 80% Dial to suit Above ground Vertical Tanks for Hall Effect Monitoring Systems.</p>	

CYLINDER FILLING ACCESSORIES

IMAGE	PART NUMBER & DESCRIPTION
	<p><u>ME-390</u> Marshall Excelsior Soft Nose POL X 1/4" MNPT Coupling.</p> <p><u>FI-M390</u> Fisher Soft Nose POL X 1/4" MNPT Coupling.</p> <p><u>RE-7193D-10</u> Rego Soft Nose POL X 1/4" MNPT Coupling.</p>
	<p><u>ME-790</u> Marshall Excelsior 1 1/4" ACME Fill Connector</p> <p><u>RE-7193L-10A</u> Rego 1 1/4" ACME Fill Connector</p>
	<p><u>CE-3250ALG7AFL</u> Cylinder Valve Vapor Withdrawal for 210 Kg Cylinder Complete with Auto Fill Limiter.</p>

COUPLINGS AND ADAPTORS

IMAGE	PART NUMBER & DESCRIPTION
	<p><u>FI-M570</u> Fisher 1¼" F ACME X 1¼" M ACME Filler Hose adaptor.</p> <p><u>ME-571</u> Marshall Excelsior 1¼" F ACME X 1¼" M ACME Filler Hose adaptor.</p>
	<p><u>ME-574</u> Marshall Excelsior 1¼" F ACME X 1¼" M ACME Filler Hose adaptor complete with Bleeder.</p> <p><u>RE-7577V</u> Rego 1¼" F ACME X 1¼" M ACME Filler Hose adaptor complete with Bleeder.</p>
	<p><u>ME-574SPEC</u> Marshall Excelsior 1¼" F ACME X 1¼" M ACME Filler Hose adaptor complete with Bleeder. Spec.</p>
	<p><u>ME-572</u> Marshall Excelsior 1¼" F ACME X 1¼" M ACME Filler Hose Adaptor with Check Valve.</p> <p><u>SH-901B</u> Sherwood 1¼" F ACME X 1¼" M ACME Filler Hose Adaptor with Check Valve.</p>
	<p><u>ME-450</u> Marshall Excelsior 1¼" F ACME X ¾" NPT Unloading Adaptor</p> <p><u>FI-M450A</u> Fisher 1¼" F ACME X ¾" NPT Unloading Adaptor</p>

TANK ACCESSORIES

IMAGE	PART NUMBER & DESCRIPTION
	<p><u>PI-1/4NIP</u> 1/4" NPT NIPPLE</p> <p><u>PI-1/2NIP</u> 1/2" NPT NIPPLE</p> <p><u>PI-3/4NIP</u> 3/4" NPT NIPPLE</p>
	<p><u>PI-1/4TEE</u> 1/4" NPT TEE</p> <p><u>PI-1/2TEE</u> 1/2" NPT TEE</p> <p><u>PI-3/4TEE</u> 3/4" NPT TEE</p>
	<p><u>PI-3/4COUP</u> STEEL 3/4" NPT COUPLING</p> <p><u>PI-1COUP</u> STEEL 1" NPT COUPLING</p> <p><u>PI-11/4COUP</u> STEEL 1 1/4" NPT COUPLING</p> <p><u>PI-2COUP</u> STEEL 2" NPT COUPLING</p>
	<p><u>FI-T13098T0012</u> GASKET TO SUIT M570</p>
	<p><u>FI-T13103T0012</u> WASHER TO SUIT M570</p>

COUPLINGS AND ADAPTORS

IMAGE	PART NUMBER & DESCRIPTION
	<p><u>PI-RB11/2X11/4</u> REDUCING BUSH 1½" X 1¼" NPT</p> <p><u>PI-RB11/2X3/4</u> REDUCING BUSH 1½" X ¾" NPT</p> <p><u>PI-RB1X3/4</u> REDUCING BUSH 1" X ¾" NPT</p> <p><u>PI-RB2X11/4</u> REDUCING BUSH 2" X 1¼" NPT</p> <p><u>PI-RB3/4X1/2</u> REDUCING BUSH ¾" X ½" NPT</p> <p><u>PI-RB3/4X1/4</u> REDUCING BUSH ¾" X ¼" NPT</p>
	<p><u>PI-PL3/8</u> 3/8" NPT PLATED STEEL PLUG</p> <p><u>ST-PL1/4</u> 1/4" NPT PLATED STEEL PLUG</p> <p><u>ST-PL3/4</u> 3/4" NPT PLATED STEEL PLUG</p> <p><u>ST-PL1</u> 1" NPT PLATED STEEL PLUG</p> <p><u>ST-PL11/4</u> 1¼" NPT PLATED STEEL PLUG</p> <p><u>ST-PL2</u> 2" NPT PLATED STEEL PLUG</p>
	<p><u>ME-568</u></p> <p>MARSHALL EXCELSIOR 1¼" ACME X FPOL ADAPTOR</p>
	<p><u>ME-MEW1</u></p> <p>MARSHALL EXCELSIOR SERVICEMAN'S REPLACEMENT SEAL KIT</p>

BULK TANK EQUIPMENT

PART NUMBER	VIEW	DESCRIPTION
<p>ME-433AM/250</p> <p>ME-443AM/250</p> <p>ME-453AM/250</p>		<p>3/4" NPT Internal Relief Valve 250 PSI Start to Discharge.</p> <p>1" NPT Internal Relief Valve 250 PSI Start to Discharge.</p> <p>1 1/4" NPT Internal Relief Valve 250 PSI Start to Discharge.</p>
<p>SH-433-45A</p> <p>SH-443-45A</p> <p>SH-453-45A</p>		<p>Rain Cap to suit SH-433AM</p> <p>Rain Cap to suit SH-443AM</p> <p>Rain Cap to suit SH-453AM</p>
<p>ME-601-10</p>		<p>Marshall Excelsior Double Back check Filler valves for bulk Tanks.</p>
<p>ME-H502</p> <p>ME-H503</p>		<p>Marshall Excelsior Universal Adjustable Relief Valve Cover 1/2" to 3/4". Yellow Vinyl.</p> <p>Marshall Excelsior Universal Adjustable Relief Valve Cover 1/2" to 3/4". Yellow Vinyl.</p>

BULK TANK EQUIPMENT

PART NUMBER	VIEW	DESCRIPTION
<p>ME-670DBC</p> <p>RE-A8016DBC</p>		<p>Marshall Excelsior Manual Shut Off Fill Valve complete with Back check valve.</p> <p>Rego Manual Shut Off Fill Valve complete with Back check valve.</p> <p>Squibb Taylor Manual Shut Off Fill Valve complete with Back check valve.</p>
<p>ME-671D-8</p> <p>RE-A8017DP</p>		<p>Marshall Excelsior Multi purpose valve 1" NPT Outlet.</p> <p>Rego Multi purpose valve 1" NPT Outlet.</p> <p>Squibb Taylor Multi purpose valve 1" NPT Outlet.</p>
<p>ME-449EXS/22</p> <p>RE-A7550PX</p> <p>ST-AL409EP</p>		<p>Marshall Excelsior 3/4" NPT Angle valve complete with Excess flow valve.</p> <p>Rego 3/4" NPT Angle valve complete with Excess flow valve.</p> <p>Squibb Taylor 3/4" NPT Angle valve complete with Excess flow valve.</p>
<p>RE-3135G</p> <p>ME-V125B/250</p>		<p>REGO 1 1/4" NPT EXTERNAL RELIEF VALVE 250 PSI.</p> <p>MARSHALL EXCELSIOR 1 1/4" NPT EXTERNAL RELIEF VALVE 250 PSI</p>




BULK TANK EQUIPMENT

PART NUMBER	VIEW	DESCRIPTION
<p>ME-791C</p> <p>ME-791D</p>		<p>Marshall Excelsior Toggle Valve 1/2" NPT x 1/4" NPT</p> <p>Marshall Excelsior Toggle Valve 1/2" NPT x 1/2" NPT</p>
<p>RE-8593AR-16.0</p>		<p>REGO 1 1/2" NPT Multi Valve</p>
<p>ME-665SP</p>		<p>Marshall Excelsior Multi Valve No Vapor return</p>
<p>ME-800</p> <p>ST-AL343</p> <p>RE-A7797A</p>		<p>Marshall Excelsior 1 3/4" ACME Low Loss Filler Gun</p> <p>Squibb Taylor 1 3/4" ACME Low Loss Filler Gun</p> <p>Rego 1 3/4" ACME Low Loss Filler Gun</p>
<p>RO-0015-00004</p> <p>Rochester Senior Contents Gauge Gasket</p>		<p>CE-15-4SS</p> <p>Spiral Wound Senior Gasket for Rochester Senior Contents Gauges</p>
		



MISCELLANEOUS EQUIPMENT - TANK

PART NUMBER	VIEW	DESCRIPTION
<p>ST-V556CDV-H7</p> <p>ST-V556SDV-H8</p>		<p>NEEDLE VALVE 1/4" M & F STEEL</p> <p>NEEDLE VALVE 1/4" M & F S/STEEL</p>
<p>ME-850SS-8</p> <p>ST-AL109</p>		<p>MARSHALL EXCELSIOR STAINLESS STEEL HOSE END SWIVEL CONNECTOR</p> <p>SQUIBB TAYLOR STEEL HOSE END SWIVEL CONNECTOR</p>
<p>FI-J700</p> <p>ME-J700</p> <p>FI-J701</p> <p>ME-J701</p>		<p>FISHER THERMOMETER 4" STEM STEEL</p> <p>MARSHALLEXCELSIOR THERMOMETER 4" STEM STEEL</p> <p>FISHER THERMOMETER 6" STEM STEEL</p> <p>MARSHALLEXCELSIOR THERMOMETER 6" STEM STEEL</p>
<p>ME-533</p>		<p>ME-533</p> <p>MARSHALL EXCELSIOR 1 3/4" ACME SAFE-T-LOCK. (Packaging: 2 Caps & Locks, 1 Key)</p>


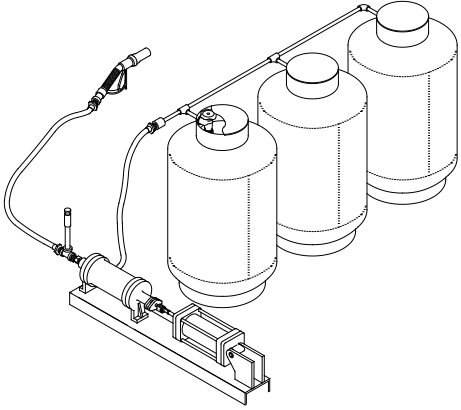


TANK ACCESSORIES

IMAGE	PART NUMBER
	<p><u>GEM MODEL 3000 LPG COMPRESSOR</u></p> <p>The twin cylinder 170cc compressor is powered by a 4hp diesel engine with a 1:1 drive ratio and a variable speed range to 1200rpm.</p> <p>The unit incorporates a bypass valve and oil separator with automatic oil return to the compressor.</p> <p>It is designed to be easily portable, weighing less than 60 kg, and has an easy, removable handle.</p> <p><u>PERFORMANCE</u></p> <p>The following results are typical for a 1 tonne tank with connections via the vapour POL outlets.</p> <p>LIQUID TRANSFER: 30 liters per minute</p> <p>VAPOUR RECOVERY: 50 - 60 minutes (excluding liquid boil off)</p> <p>VACCUM TO 10", 10 Minutes (via vent stack to atmosphere)</p>
	<p><u>RTC420-M2 MANUAL TANK DOLLY.</u></p> <p>The manual 420 cart features a split handlebar design.</p> <p>Raise the handlebars, strap the tank on, then lower the cylinder onto the cart. The handlebars lock together in the down position.</p> <p>Tubular steel construction 900 lb capacity.</p> <p>Can also be used with 45 kg and 90 kg cylinders to 55 gal drums.</p> <p>Also available as standard model without the split handlebar design or motorized units.</p>
	<p><u>MALE ACME NOGO (LOW LIMIT) RING GAUGE AND FEMALE ACME NOGO (LOW LIMIT) PLUG GAUGE.</u></p> <p>1¼" to 3¼" Male ACME NOGO Ring Gauges and 1¼" to 3¼" Female ACME NOGO Plug Gauges are set to exact tolerances and are designed to judge the level of wear on ACME couplings and fittings.</p> <p>Sold separately or as a complete kit.</p>

CYLINDER EQUIPMENT

IMAGE	PART NUMBER AND DESCRIPTION.
	<p><u>AS-LGINV</u> <u>LITTLE GIANT CYLINDER INVERTER.</u></p> <p>The "Little Giant" Stationary cylinder inverter can handle virtually all sizes of vertical cylinders. Simply adjust the cross arms and it's ready for the next size cylinder. With its patented 8 position index lock, the cylinder can be positioned for every maintenance task. Re-valving, bottom maintenance and evacuation.</p>
	<p><u>AS-CV WALL HUGGER, CYLINDER VISE.</u></p> <p>Suitable for cylinders from small companion type cylinders to 90 kg cylinders.</p> <p>The unique design of this powerful cylinder vise allows you to replace cylinder valves quickly and easily yet does not require a lot of valuable dock space.</p> <p><u>Standard features</u></p> <ul style="list-style-type: none"> ○ High density, non-marring cushion pads to hold and protect your assets. ○ 5000 lb test nylon strap and ratchet assembly. ○ 80 lb capacity adjustable small cylinder platform. ○ Handy parts tray

KRUG PUMPS

IMAGE	DESCRIPTION
	<p><u>CE-KRUGA</u> CEM KRUG Pump Air Actuated Assembly suitable for Bulk Tank Installation.</p> <p><u>CE-KRUGB</u> CEM KRUG Pump Air Actuated Assembly suitable for Cylinder Installation.</p> <p>Pumps sold complete with Suction and delivery hose, break-away coupling, LG1EL gun and air filter.</p>
	<p><u>CEM PNEUMATICALLY POWERED PISTON PUMP</u></p> <p>Installation to be in accordance with AS1596 LP Gas Storage and Handling Code.</p> <p>Air Requirements</p> <ul style="list-style-type: none"> A) Clean Dry Air – NOT LUBRICATED (an air filter is included in the standard kit) B) 700 to 800 kPa supply pressure C) 5 Liters per second Free Air Delivery.
	<p><u>ST-K640</u> MODEL G KRUG HAND PUMP</p>
	<p><u>ST-M25-1A</u> REPAIR KIT TO SUIT K640 KRUG PUMP</p>

FLEXIBLE HOSE

AGA gas approval No: # 5305 - Class "B" - 7Kpa rated and -20C to + 125degrees "C"

The Dormont "Safety Blue Hose Kit for Castor-Mounted Appliances"- High Flow

The heart of the Safety System is the Dormont Blue Hose, specifically engineered for castor-mounted commercial cooking equipment. The Blue Hose includes an Antimicrobial Protective PVC Coating, and our Stress Guard Technology which makes the hose easier to install and dramatically reduces stress on the hose at its most vulnerable points.

Fig 1 - Correct method of installation

Accessory if required.

SwivelMax – shown in picture
360* multi-plane range of motion
range of motion

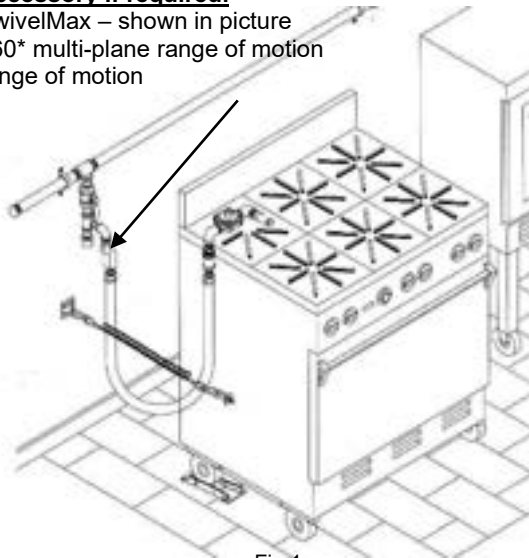


Fig 1

Castor Kit Includes

- Gas connector
- Quick – disconnect
- Restraining device with hardware



Natural gas - 30 Series - Castor Gas Connector Kits – Blue Coated - Flow Rates with a 0.124Kpa pressure drop			
Nominal Internal Diameter - 1/2"	Description - 1/2" male x 1/2" QD Available Lengths and mj/hr	P/N: DFKB3615 36" = 132mj/hr NG	P/N: DFKB4815 48" = 112mj/hr NG
LPG gas - 30 Series - Castor Gas Connector Kits – Blue Coated - Flow Rates with a 0.124Kpa pressure drop			
Nominal Internal Diameter - 1/2"	Description - 1/2" male x 1/2" QD Available Lengths and mj/hr	P/N: DFKB3615 36" = 211mj/hr LPG	P/N: DFKB4815 48" = 178mj/hr LPG
Natural gas - 40 Series - Castor Gas Connector Kits – Blue Coated - Flow Rates with a 0.124Kpa pressure drop			
Nominal Internal Diameter - 3/4"	Description – 3/4" male x 3/4" QD Available Lengths and mj/hr	P/N: DFKB3620 36" = 280mj/hr NG	P/N: DFKB4820 48" = 220mj/hr NG
LPG gas - 40 Series - Castor Gas Connector Kits – Blue Coated - Flow Rates with a 0.124Kpa pressure drop			
Nominal Internal Diameter - 3/4"	Description – 3/4" male x 3/4" QD Available Lengths and mj/hr	P/N: DFKB3620 36" = 420mj/hr LPG	P/N: DFKB4820 48" = 350mj/hr LPG
Natural gas - 50 Series - Castor Gas Connector Kits – Blue Coated - Flow Rates with a 0.124Kpa pressure drop			
Nominal Internal Diameter - 1"	Description – 1" male x 1" QD Available Lengths and mj/hr	P/N: DFKB3625 36" = 520mj/hr NG	P/N: DFKB4825 48" = 450mj/hr NG
LPG gas - 50 Series - Castor Gas Connector Kits – Blue Coated - Flow Rates with a 0.124Kpa pressure drop			
Nominal Internal Diameter - 1"	Description – 1" male x 1" QD Available Lengths and mj/hr	P/N: DFKB3625 36" = 840mj/hr LPG	P/N: DFKB4825 48" = 720mj/hr LPG

FLEXIBLE HOSE

Certified to AGA 216, is regarded as suitable for use as the final connector to indoor and outdoor gas appliances (in lieu of copper tube)

30 & 40 Series Yellow Epoxy Coated Stainless Steel Stationary Gas Connectors - High Flow



Stationary Gas Connectors are flexible stainless steel with antimicrobial PVC yellow coating, designed for all types of stationary commercial gas cooking equipment – 30 and 40 series.

- High gas flow rates with minimal pressure drops.
- Approved for indoor or outdoor use – The connector is a “limited flexibility connector”.
- Certified to AS/NZS 1869 & AG216 – suitable for indoor or outdoor gas appliances (in lieu of copper tubing).
- Has a heavy-duty anti – mould PVC coating that meets the Health Authority Standards.
- Accessories include Quick Disconnects, Restraining Cable Kits, Swivels full 360 degrees “C”.
- Durable, flexible and easy to install, even in tight places.

Natural gas - 30 Series Stationary Gas Connectors – Yellow Coated - Flow Rates with a 0.124Kpa pressure drop			
Nominal Internal Diameter - ½"	Description - ½" male x ½" female Available Lengths and mj/hr	P/N: DFKY3615 36" = 132mj/hr NG	P/N: DFKY4815 48" = 112mj/hr NG
LPG gas - 30 Series Stationary Gas Connectors – Yellow Coated - Flow Rates with a 0.124Kpa pressure drop			
Nominal Internal Diameter - ½"	Description - ½" male x ½" female Available Lengths and mj/hr	P/N: DFKY3615 36" = 211mj/hr LPG	P/N: DFKY4815 48" = 178mj/hr LPG
Natural gas - 40 Series Stationary Gas Connectors – Yellow Coated - Flow Rates with a 0.124Kpa pressure drop			
Nominal Internal Diameter - ¾"	Description – ¾" male x ¾" female Available Lengths and mj/hr	P/N: DFKY3620 36" = 280mj/hr NG	P/N: DFKY4820 48" = 220mj/hr NG
LPG gas - 40 Series Stationary Gas Connectors – Yellow Coated - Flow Rates with a 0.124Kpa pressure drop			
Nominal Internal Diameter - ¾"	Description – ¾" male x ¾" female Available Lengths and mj/hr	P/N: DFKY3620 36" = 420mj/hr LPG	P/N: DFKY4820 48" = 350mj/hr LPG

Note: We do have 25mm Dormont gas connectors as well

Note: Pricing does not include delivery

Important:

Gas flow (mj/hr) and gas line pressure (Kpa) must be considered together to understand if a gas appliance will have enough gas pressure at its inlet to meet its mj/hr rating. To assist customers, we have formulated the above charts to promote the correct selection of a gas connector for the project, with minimal fuss.

The Series number of the gas connector is shown, internal diameter, and the flow rates for both Natural gas and LPG gas.

The Unique Dormont **SwivelMax** Movement Capabilities

The Dormont SwivelMax 360 degrees "C" multi-plane rotation fitting is a patented, innovative device that increases the functionality and service life of the gas hose system, by increasing its range of motion.

The SwivelMax enables easier movement of the castor-mounted appliances at angles, back and forth, and from side to side, while relieving stress at the ends of the hose. This unit, (7 Kpa rated), not only helps increase the life of the gas connector, it provides more aisle space in a commercial kitchen by allowing the appliances to be positioned closer to the wall.



- Allows increased movement at either end of the gas connector.
- Provides full 360* multi-plane range of motion, greatly reducing stress.
- Replaces rigid elbows.
- Results in safer connection with longer connector life.
- The SwivelMax can be added at any time to either end of the gas hose or both.




Figure 1, shows a typical commercial foodservice gas connector with a SwivelMax at each end.

Part Number: DFSW20 = 3/4"

Part Number: DFSW25 = 1"

P/No: DFSW15 = 1/2" – 7 Kpa rated

P/No: DFSW20 = 3/4" – 7 Kpa rated

P/No: DFSW25 = 1" – 7 Kpa rated

FLEXIBLE HOSE

AGA. Approval Number = # 5306

The Unique Dormont **Snapfast Quick Disconnect Couplings**

Dormant makes connecting and disconnecting moveable/castor equipment easier and safer with the snap fast quick-disconnect coupling. Snap-fast is the only quick-disconnect coupling designed especially for the needs of the food service industry.

To Connect: Because of its push-to-connect design feature, the coupling's components are joined quickly and easily by simply pushing them together until they snap into place. There is no need to hold or slide the operating ring.

To Disconnect: Push or pull back the operating ring, and the coupling will separate immediately. Gas flow will shut off as soon as the components are separated.

Thermal Shut-off Feature: The thermal shut-off is a polymer ring located inside the nipple (male) end of the quick-disconnect coupling. In temperatures higher than 176 degrees "C", the ring melts and the gas supply shuts off as the valve is closed by the heavy-duty spring in the coupling.



Quick-disconnects are 7 Kpa approved by AGA

P/No: DFQDC15 = 1/2" – 7 Kpa rated

P/No: DFQDC20 = 3/4" – 7 Kpa rated

P/No: DFQDC25 = 1" – 7 Kpa rated

ROCHESTER GAUGES

FORKLIFT GAUGES

PART NUMBER	STEM LENGTH	FLOAT	TANK DIA	RISER	TANK SIZE	ADDITIONAL INFO	DIALS
6284-00024	140	140			18KG F/LIFT		LRO-5323S01789
7384-01028	127	164			3/4" F/LIFT	HORIZONTAL 5-2320	LRO-5323S02320
7384-01007					3/4" F/LIFT	UNIVERSAL 5-1992	LRO-5343S01992
7384-01004		12"			MANCHESTER F/LIFT		N/A
7384-04021	5"	6.43"			15KG F/LIFT PLASTIC	3/4" NPT, 5-2320 DIAL	LRO-5714S02591

JUNIOR GAUGES

PART NUMBER	STEM LENGTH	FLOAT	TANK DIA	RISER	TANK SIZE	ADDITIONAL INFO	DIALS
6281-00536	36 ¾	9 5/16"			MANCHESTER 90KG	5-1817 DIAL	5-1817
6281-00294	25.75	17			RHEEM 190 PRE-1973		LRO-5909S02772
6281-04006	24.5	16.5			RHEEM-190		LRO-5909S02772
6281-00085	25	16.62			GPE 190		LRO-5909S02772
6281-23-39	23	17.75		3 ½	190KG		LRO-5909S02733
8981-1150	25 11/16	15 3/8			MANCHESTER 210KG	1"NPT	LRO-5909S02772
6281-00545	23.75	17.75			CEM-210		LRO-5323S02621

SENIOR GAUGES

PART NUMBER	STEM LENGTH	FLOAT	TANK DIA	RISER	TANK SIZE	ADDITIONAL INFO	DIALS
6280-00990	15.5	13.5	29	1			LRO-5986S02772
6280-00984	19	16 5/8	36	1			LRO-5986S02772
6280-22-42	22	19.5	42	1	2.75KL		LRO-5986S02733
6280-01019	23	21	45	½			
6280-24-48	24	22 1/4	48		4.2 & 7.5 KL		LRO-5986S02733
6280-00932	25	21 1/2	48		4.2 & 7.5 KL		LRO-5986S02733
6281-20-39	20	18.5	39	3 ½			
6283-24-66	24/23	28 3/8	66	-2		END MOUNT	
A6280-25-48	25	23	48		4.2 & 7.5 KL	NH3 SERVICE	
8984-01000B	16	21 5/8	47 1/4		7.5KL	1"NPT BRASS	
8984-01281	16	21 5/8	47 1/4		7.5KL	1"NPT AL HEAD	

MISC PARTS

PART NUMBER	DESCRIPTION
0015-00019	MAGNETEL FLANGE GASKET
0040-00413	DIAL SCREWS
0044-00403	MAGNETEL HEX NUT
0056-00404	MAGNETEL STUD BOLT
0015-00004	GASKET – SNR GAUGE
0040-00415	SENIOR SCREW
5986S02733	SNR GAUGE 5-95% ASME
5986S02772	SNR GAUGE 10-80% DOT
5323S01749	JUNIOR DIAL 5-95%
5323S01789	JUNIOR DIAL
5909S02772	JNR DIAL 10-80% DOT
5909S02733	JNR DIAL 5-95% ASME
5343S01992	SCREW-ON UNIVERSAL FORKLIFT DIAL

SQUIBB TAYLOR GAUGES

FORKLIFT GAUGES

PART NUMBER	STEM LENGTH	FLOAT	TANK DIA	RISER	TANK SIZE	ADDITIONAL INFO	DIALS
JD060A	140	140			18KG F/LIFT		LRO-5323S01789

JUNIOR GAUGES

PART NUMBER	STEM LENGTH	FLOAT	TANK DIA	RISER	TANK SIZE	ADDITIONAL INFO	DIALS
ST-JA334A	33.5	12			90KG	ST-2746 or RO-5-1890	LRO-5323S01890
HA234M	23.62	17.5			CEM 190KG	1"NPT	LST-2701
HA262ARN	26.25	17.75			CEM-210	1"NPT, DIAL 5-2767	5-2767
JA236A	23.6875	17.75			CEM-210		
JA262E	26.25	17.75			CEM-210	ST-2721-CV(A)	LST-2721 (A)

SENIOR GAUGES

PART NUMBER	STEM LENGTH	FLOAT	TANK DIA	RISER	TANK SIZE	ADDITIONAL INFO	DIALS
SA220B	22	19.5	42	1	2.75KL		LRO-5986S02733
SA230B	23	21	45	1/2			
SA240E	24	22 1/4	48		4.2 & 7.5 KL		LRO-5986S02733
SA250D	25	21 1/2	48		4.2 & 7.5 KL		LRO-5986S02733
JA200K	20	18.5	39				
JA230K	23	17 3/4	39	3 1/2			
SD230B	24/23	28 3/8	66	-2		END MOUNT	
AA250A	25	23	48		4.2 & 7.5 KL	NH3 SERVICE	

MISC PARTS

PART NUMBER	DESCRIPTION
130040	MAGNETEL FLANGE GASKET
130127	DIAL SCREWS
130219	MAGNETEL STUD BOLT
130119	SENIOR SCREW
130010	SNR GAUGE 5-95% ASME
130012	JUNIOR DIAL 5-95%
131000	JUNIOR DIAL
130012	JNR DIAL 10-80% DOT
130013	SCREW-ON UNIVERSAL FORKLIFT DIAL

CONVERSION UNITS

CONVERSION FACTORS FOR PRESSURE

bar	mbar	kPa	Pa	PSI	Inch wc
1.0	1 000	100	100 000	14.5	401
0.0001	1.0	0.1	100	0.0145	0.401
0.01	10	1.0	1 000	0.145	4.01
0.00001	0.01	0.001	1.0	0.00015	0.00401
0.06897	68.97	6.8966	6 896.55	1.0	27.655
0.00249	2.49377	0.24938	249.38	0.03616	1.0
0.98068	980.67	98.067	98 067	14.223	393.7

ENERGY		COMMON L.P.GAS VESSELS	
1 BTU	=	1 055 j	
1 000 BTU	=	1.055 Mj	
1 kWh	=	3.6M j	
1 j	=	0.9478 x 10 ⁻³ Mtu	
1 Mj	=	947.8 Btu	
POWER		NOMINAL VALUE WATER CAPACITIES	
1 000 Btu/h	=	0.2931 kW	
1 h.p.	=	745.7 w	
1 kW	=	3412 Btu/h	
1 kW	=	1.341 h.p.	
FLOW		GALLONS	
1 gal/min	=	4.546 l/min	
1 gal/hr	=	4.546 l/hr	
VOLUME		KILOLITRES	
1 ft ³	=	1728 inch ³	
1 in ³	=	16390 mm ³	
1 ft ³	=	0.02832 m ³	
1 yd ³	=	0.7646m ³	
1 mm ³	=	6.102 x 10 ⁻⁵ in ³	
1 m ³	=	35.32 ft ³	
	=	1.308 yd ³	
1 pint	=	0.5683 litre	
1 gallon	=	4.546 litres	
1 litre	=	1.760 pints	
	=	0.2200 gallons	
1 k litre	=	220 gallons	
NOTE :		NOMINAL LPG MASS CAPACITIES.	
1 US gallon	=	3.785 litres	
1 litre	=	10 ⁻³ m ³	
		POUNDS	
		KILOGRAMS	
		PRESSURE	
		1 atmosphere	= 14.70 lbf/in ²
		1 inch H ₂ O	= 0.0361 lbf/in ²
		1 lbf/in ²	= 27.67" of H ₂ O
		1 lbf/in ²	= 6895 Pa
			= 6.895 kPa
		1 inch H ₂ O	= 250 kPa
		1 MPa	= 145 lbf/in ²
		1 kPa	= 0.145 lbf/in ²
		1 Pa	= 0.145 x 10 ⁻³ lbf/in ²
		1 kPa	= 4.0" of H ₂ O

CONVERSION UNITS

CONVERTING VOLUMES OF GAS

Multiply Flow Volume of: **By** To Obtain Flow Volume of:

AIR	0.707 1.290 0.808	BUTANE NATURAL GAS PROPANE
BUTANE	1.414 1.826 1.140	AIR NATURAL GAS PROPANE
NATURAL GAS	0.775 0.547 0.625	AIR BUTANE PROPANE
PROPANE	1.237 0.874 1.598	AIR BUTANE NATURAL GAS

PROPANE CONVERSIONS

1 SCF/HR @60° F	=	2 500 BTU/HR
1 M3/HR (Propane)	=	94 800 BTU/HR
	=	122 000 BTU/HR (Butane)
1 WATT/HR	=	3.412 BTU/HR
1 M-WATT/HR	=	3 412 000 BTU/HR
1 LB/HR	=	21 560 BTU/HR
1 KG/HR	=	47 520 BTU/HR
1 US GAL/HR	=	91 500 BTU/HR
1 IMP GAL/HR	=	110 000 BTU/HR
1 LTR/HR	=	24 200 BTU/HR
1 CALORIE/HR	=	3.97BTU/HR
1 M-CALORIE/HR	=	3 968 000 BTU/HR
1 HORSEPOWER	=	2 545 BTU/HR
1 BOILER HORSEPOWER	=	33 475 BTU/HR

TEMPERATURE CONVERSIONS

DEGREES F.	DEGREES C.
-50	-46
-40	-40
-30	-34
-20	-29
-10	-23
0	-17.8
+10	-12.2
20	-6.7
30	-1.1
32	0
40	+4.4
50	10.0
60	15.6
70	21.1
80	26.7
90	32.2
100	37.8
110	43
120	49
130	54
140	60
150	66
160	71
Degree C. = (F°-32) X 5/9	
Degree F. = 9/5 X °C + 32	

INDEX

PART NUMBER	PAGE	PART NUMBER	PAGE	PART NUMBER	PAGE
1883B2	26	CE-UT450	51	IFS-01-1804	47
AL425 DIAPHRAGM GAS METER	30	CE-UT600	51	IFS-01-1904	47
AQ-3028	67	CE-UT900	51	IFS-01-1905	47
AS-CV WALL HUGGER	78	CE-UT1200	51	IFS-01-25E03	48
AQ-GF1164	39	CE-UT1500	51	IFS-01-2403	48
AQ-GF1166	39	CE-VVD1	57	IFS-01-2405	48
AQ-GF1204	39	CE-VVD11/4	57	IFS-01-2406	48
AQ-GF1206	39	CE-VVD3/4	57	IFS-01-6402SOL	48
AQ-GF2073	39	CE-WTDPLUG	67	IFS-02-N5904	48
AQ-GF5003	39	CL-175C14	17	IFS-0070506TP	45
AQ-PGH3248	40	CL-175CS6	17	IFS-072-1208TP	45
AQ-PGH3252	40	FE25BP	26	IFS-072-0606TP	45
AQ-PGH3228	40	FEXB25	27	IFS-63-0808M	45
AQ-PGH3236	40	FI-50-2	24	HB100B	26
AQ-PGH3230	40	FI-50P-2	24	KB-1/4TEMA	44
AS-LGINV	78	FI-50P-5	24	KB-0416	42
AU-TPA-7010	32	FI-64/33	22	KB-91415	52
CE-1428P	51	FI-64/35	22	KB-NO.7-12-38M	45,52
CE-15-4SS	75	FI-64/36	22	KB-NO.7-38-38M	45,52
CE-231-74	18	FI-64/222	22	LG-LGIEL	55
CE-3010	52	FI-64SR/21	22	ME-109	24
CE-3250ALG7AFL	69	FI-64SR/22	22	ME-1663-20	36
CE-6020K	17	FI-64SR/23	22	ME-1663-30	36
CE-6080	14	FI-67CH-741	22	ME-1700A	19
CE-6080MC	14	FI-67CH/741GP	22	ME-1701A	19
CE-6080T	14	FI-67CH-742	22	ME-2131	48
CE-B94	67	FI-67CH/742GP	22	ME-220F	63
CE-BGT	52	FI-67CH-743	22	ME-220M	62
CE-CC8555-40	61	FI-67CH/743GP	22	ME-222	55
CE-CLR632K	15	FI-67CH-745	22	ME-253H-00K	15
CE-CLR2444K	15	FI-289H/2	25	ME-290-00	13
CE-CP0011	67	FI-627-117	23	ME-290-00HC	10
CE-CP0013R	67	FI-627-5810	23	ME-290-00HCMC	8
CE-FS1	33	FI-627-6210	23	ME-290-00HCMCS	8
CE-GH5-450HSSF	38	FI-627-7710	23	ME-290-00HCP	10
CE-GH5-600HSSF	38	FI-630-104/78	23	ME-290-00HCT	9
CE-GH5-450SSF	38	FI-749B/21	17	ME-290-00HCTS	9
CE-GH5-600SSF	38	FI-1805-19P	25	ME-290-00MC	11
CE-GH5-900SSF	38	FI-H173	65	ME-290-00MCS	11
CE-GH6-450HSSF	38	FI-HSRL-BFC	5	ME-290-00P	12
CE-GH6-600HSSF	38	FI-J700	76	ME-290-00S	13
CE-GH6-750HSSF	38	FI-J701	76	ME-290-00SB	13
CE-GH6-900HSSF	38	FI-M390	69	ME-290-00T	12
CE-GH6-450SSF	38	FI-M450A	70	ME-306	61
CE-GH6-600SSF	38	FI-M570	70	ME-3250-8LH	21
CE-GH6-900SSF	38	FI-P100A	18	ME-332913LH	21
CE-GH6-1000SSF	38	FI-P520L	19	ME-390	69
CE-GS-1280	57	FI-R122H-AAJ	3	ME-398	54,60
CE-HA600	40	FI-R130-21	16	ME-433AM/250	73
CE-HA900	40	FI-R222-BAF	4	ME-443AM/250	73
CE-HA1200	40	FI-R232A-BBF	6	ME-453AM/250	73
CE-HA1800	40	FI-R232A-BBFMC	6	ME-445AT/375	61
CE-HA2700	40	FI-R232A-BBFBSB	6	ME-449EXS/22	74
CE-HB600	40	FI-R232A-BBFP	6	ME-450	70
CE-HB900	40	FI-R232A-BBFT	6	ME-516	37
CE-HB1200	40	FI-R622-BCF	5	ME-517EV	51
CE-HB1800	40	FI-R622-CFF	5	ME-518	54
CE-HC600	41	FI-R622-DFE	5	ME-530	60
CE-HC900	41	FI-R622H-BGJ	2	ME-530-03	60
CE-HC1200	41	FI-R622H-DGJ	2	ME-533	76
CE-HC1800	41	FI-R622H-HGJ	2	ME-568	51,72
CE-HC2700	41	FI-R622H-JGJ	2	ME-571	70
CE-HD600	41	FI-R632A-BCF	6	ME-572	70
CE-HD900	41	FI-R632A-CFF	6	ME-574	70
CE-HD1200	41	FI-R632A-HCF	6	ME-574SPEC	70
CE-HD1800	41	FI-R632A-JFF	6	ME-60P-2	24
CE-HD2700	41	FI-T13098T0012	71	ME-601-6	62
CE-HE600	41	FI-T13103T0012	71	ME-601-10	73
CE-HE900	41	GARP1B20	27	ME-601-902	24
CE-HE1200	41	IFS-01-.809	46	ME-651SP/80	29
CE-HE1800	41	IFS-01-.810	46	ME-652SP/80	29
CE-HE2700	41	IFS-01-.710	46	ME-665SP	75
CE-KRUGA	79	IFS-01-.711	46	ME-670DBC	74
CE-KRUGB	79	IFS-01-.712	46	ME-671D-8	74
CE-LCC5-450SSF	37	IFS-01-.714	46	ME-790	69
CE-LCC5-600SSF	37	IFS-01-.715	46	ME-791C	43,75
CE-LCC6-450SSF	37	IFS-01-.716	46	ME-791D	43,75
CE-LCC6-600SSF	37	IFS-01-.717	46	ME-800	75
CE-LWD	57	IFS-01-1609	46	ME-850SS-8	76
CE-POLPLUG	66	IFS-01-1610	46	ME-2131	48
CE-POLPLUGB	67	IFS-01-1612	46	ME-9101D1-11.7	58
CE-POL-600SSF	38	IFS-01-1613	46	ME-9101PSH	62
CE-POL-900SSF	38	IFS-01-1614	46	ME-GR-1122HAAJ	3
CE-REG600	32	IFS-01-.605	47	ME-GR-1222-BAF	4
CE-REG600S	32	IFS-01-.607	47	ME-GR-1232-BBF	6
CE-REVAPO	67	IFS-01-.620	47	ME-H502	73
CE-SC0286	67	IFS-01-1704	47	ME-H503	73
CE-SC42X19MM	67	IFS-01-1705	47	ME-J401	21
CE-ST01	24	IFS-01-1714	47	ME-J700	76

INDEX

PART NUMBER	PAGE	PART NUMBER	PAGE	PART NUMBER	PAGE
ME-J701	76	MI-LCC27	54	RE-LV4403B66	5
ME-MEW1	72	MI-LPF-120E	55	RE-LV4403TR9	2
ME-PVE431B/215	61	MI-LPF-140	55	RE-LV4403TR96	2
ME-P120B	60	MI-LPF-CGA-20	55	RE-LV5503B4	5
ME-P120C	60	MI-ME306X	61	RE-LV5503B6	5
ME-P121	60	MI-ME306	61	RE-LV5503B8	5
ME-V75FIR	63,65	MI-M308	60	RO-0015-00004	75
ME-V125B/250	74	MI-M284	20	RO-5323S01789	68
ME-W4	21	MI-M286	20	RO-5323S01992	68
MI-10BD5.7	62	MI-M287	20	RO-5323S02320	68
MI-13	55	MI-M288	20,21,45	RO-5323S02621	68
MI-1350	19	MI-P500	48	RO-5714S02591	68
MI-1350E	19	MI-PRIMUSPLUG	67	RO-5909S02733	68
MI-1350EY	19	MI-S3940	66	RO-5909S02772	68
MI-1427C	62	MI-S3941	66	RO-6284-00024	64
MI-1450E	19	MI-V5-F	53	RO-7384-04021	64
MI-1855SD	62	MI-V5-F4.5	53	SC-G0992	44
MI-2035AT11.2	56	MI-V50EX-3.5	53	SC-Z0210	52
MI-2150MC	20	MI-V87L-RLH	59	SH-10ARF	52
MI-220FSCG	63	MI-V87L-RRH	59	SH-1776-25	18
MI-220MSCG	62	MI-V87V-BLH	59	SH-1901S	21
MI-2341BXT-190	57	MI-V87V-BRH	59	SH-1931S-24	21
MI-2341BXT-210	57	MI-V89	56	SH-433-45A	73
MI-2341BXT-190R	57	MI-V9	53	SH-435-90	64
MI-240-32	18	MI-X481FHD-4-4	20	SH-443-45A	73
MI-3199X	19,51	PF-FAG3K0052	27	SH-453-45A	73
MI-3250CLNN	58	PF-FAG-K0053	27	SH-901B	70
MI-3250AEL-7	56	PF-FAG-30052	28	SH-G114B	21
MI-3705	19	PF-FAG-30053	28	SH-G216B	21
MI-3705S3.6	19	PF-FIL-110PP	29	SH-RV6660L	59
MI-4700SS	36	PF-FIL-120PP	29	SH-RV6660V	59
MI-4704SS	36	PH-A29-0402	48	ST-0015-00007	21
MI-4704S1.0	36	PH-A29-0804	48	ST-0040-00414	21
MI-4800SS	36	PI-1COUP	71	ST-1YS	29
MI-4804SS	36	PI-11/4COUP	71	ST-2701	68
MI-4804S1.0	36	PI-2COUP	71	ST-2721	68
MI-5250-1.5	50	PI-3/4COUP	71	ST-2746TOP	68
MI-5704SS	36	PI-1/4NIP	71	ST-7170582	66
MI-5704S1.0	36	PI-1/2NIP	71	ST-7170583	66
MI-6722001	50	PI-3/4NIP	71	ST-AL109	76
MI-6722003	51	PI-1/4TEE	71	ST-AL343	75
MI-6722029	51	PI-1/2TEE	71	ST-AL409EP	74
MI-6722033	51	PI-3/4TEE	71	ST-K640	79
MI-7545K	63,65	PI-PL3/8	72	ST-M25-1A	79
MI-7659CL274.5	49	PI-RB11/2X11/4	72	ST-PL1/4	72
MI-7659PL274.5	49	PI-RB11/2X3/4	72	ST-PL3/4	72
MI-7659XH2	49	PI-RB1X3/4	72	ST-PL1	72
MI-7659XFL	49	PI-RB2X11/4	72	ST-PL11/4	72
MI-7659XH2-4.5	49	PI-RB3/4X1/2	72	ST-PL2	72
MI-7659XH2-CGA	49	PI-RB3/4X1/4	72	ST-V556CDV-H7	76
MI-7659XFL-CGA	50	RB-100-50	24	ST-V556CDV-H8	76
MI-7659-25	50	RB-100-63LF	24	TEMA	44
MI-7659-26	50	RB-250-50	24	TE-CC03600	52
MI-7659-27	50	RB-250-63LF	24	TH-2412	33
MI-7659C	51	RB-2500-63A	24	TH-2415-3	33
MI-7659N	51	RB-2500-63LF	24	TH-2415-4	33
MI-7659G	50	RB-400-50	24	TH-2420-A	33
MI-8888	20	RB-400-63LF	24	TH-2420-B	33
MI-8888.25	20	RB-800-50	24	TH-2422-A	33
MI-970R	20	RB-2500-50	24	TH-2422-B	33
MI-970U	19	RE-1584MN	23	TH-2427	33
MI-970Y	19	RE-1586MN	23	Z0209A	28
MI-AC03	42	RE-1588MN	23	Z0209B	28
MI-AC09	43	RE-3135G	74	ZE-1070015	44
MI-AC10	42	RE-3139-18	25	ZE-1332020	44
MI-AC19A	42	RE-3139-26	25	ZE-1330020	44
MI-AC24	42	RE-3139-38	25	ZE-1335020	44
MI-CC8555	61	RE-7193D-10	69	ZE-1344015	44
MI-CC8555-40	61	RE-7193L-10A	69	ZE-1131006	44
MI-CVD1-3.4	59	RE-7525B4K	16	ZE-1401015	44
MI-CVD1-4.2	59	RE-7577V	70	ZE-CFEBSP015	43
MI-CVD2	59	RE-8544K	65	ZE-CFESAE516	43
MI-D-FV-A.2	63	RE-8593AR-16.0	75	ZE-CFEBSP010	43
MI-D-PT-207	20, 67	RE-19100-50B	66	ZE-TOP015	43
MI-GS1692	55	RE-A7550PX	74	ZE-TOP020	43
MI-K280	36	RE-A7797A	75	ZE-TOPMFL008	43
MI-K2000	34	RE-A8016DBC	74	ZE-TOPMFL015	43
MI-K2000-1	34	RE-A8017DP	74	ZE-TOPMFL020	43
MI-K2000BV	35	RE-LV404B34	7		
MI-K2000-1BV	35	RE-LV404B34SSM	7		
MI-K3000	34	RE-LV404B4	7		
MI-K3000BV	35	RE-LV404B4SSM	7		
MI-K3000-1	34	RE-LV3403TR	2		
MI-K3000-1BV	35	RE-LV4403B4	5		

NOTES

NOTES

NOTES

CEM INTERNATIONAL PTY LTD

AUSTRALIAN DISTRIBUTORS OF:

- ◆ FISHER
- ◆ SCG
- ◆ MARSHALL EXCELSIOR
- ◆ SQUIBB TAYLOR
- ◆ MIYAIRI
- ◆ ROCHESTER GAUGES
- ◆ PARKER HOSE
- ◆ GENERAL GAS AND PLUMBING EQUIPMENT

CEM INTERNATIONAL PTY LTD

A.B.N. 24 004 933 135

A.C.N. 004 933 135

HEAD OFFICE

63-65 Maffra Street
Coolaroo Victoria, AUSTRALIA 3048

POSTAL ADDRESS

PO Box 160
Dallas Victoria, AUSTRALIA 3047

Telephone: +61 3 9309 4822

Facsimile: +61 3 9309 0069

Email: cem@cem-int.com.au

Web: www.cem-int.com.au