





C SERIES RETRACTABLE ROTOR MIXER



The **CPE RETRACTABLE ROTOR MIXER** enhances mixer utilisation and performance.

Designed and manufactured by Chemical Plant & Engineering, the mixer is **hygienic, fast and produces homogeneous blends in as little as 30 seconds.**

The unique design reduces downtime for cleaning between batches and minimizes the potential for cross-contamination.

An easy to access mixing chamber and minimal trap points for dust and foreign contaminants, ensures a more reliable and repeatable cleaning process and hygienic mixing environment.

The mixer design and body construction also provides the structural integrity with minimum stiffeners and trap points.

C SERIES RETRACTABLE ROTOR MIXER

FEATURES AND BENEFITS

- FULLY RETRACTABLE ROTOR ASSEMBLY (retracted manually)
- MINIMAL TRAP POINTS FOR DUST AND FOREIGN CONTAMINANTS
- QUICK RELEASE BOLTS ON END PLATE
- RELIABLE AND REPEATABLE CLEANING PROCESS DUE TO EASE OF ACCESS
- CLEAN DESIGN THROUGHOUT MIXER CONSTRUCTION
- HOMOGENEOUS BLENDS AND FASTER MIX TIMES AVAILABLE THROUGH PADDLE TECHNOLOGY



MIXING EQUIPMENT - FOOD APPLICATIONS

Chemical Plant & Engineering manufactures single and double rotor mixers for the food industry. The Company's product portfolio includes a range of CHEMPLANT custom designed processing equipment in addition to equipment produced under licence.

Mixers are available in both batch and continuous configurations. All batch mixers provide standard deviation (Sd) 0.5% quality in 60 seconds, while the continuous mixer provides standard deviation 1%.

The units are constructed in sanitary stainless steel with a variety of finish levels suited to each application.

The gentle mixing action coupled with short mixing times decreases heat generation and degradation of products. Homogenous blends can be achieved in as little as 1 minute mix cycles.

Various loading and discharge options are available along with shaft seals which can be tailored to suit each specific application.

Pilot Plant mixers are available to ensure your end results meet or exceed your expectations.

- **Vitamins**
- **Whole bean coffee**
- **Flavoured coffee**
- **Cereals**
- **Soya flavour**
- **Sugar based drink mixes**
- **Iced tea drink mix**
- **Doughnut glazing**
- **Infant formula**
- **Soup blends**
- **Spices and flavourings**
- **Premix**

CHEMICAL PLANT & ENGINEERING

A division of CEM International Pty Ltd
A.C.N. 004 933 135 A.B.N. 24 004 933 135
63 - 65 Maffra Street, Coolaroo
VICTORIA AUSTRALIA 3048
T: +61 3 9309 4822 F: +61 3 9309 0069



CHEMICAL PLANT & ENGINEERING



www.cem-int.com.au